

FALL PROTECTION CATALOGUE

KNOWING TO PROTECT



INNOVATION, QUALITY AND EFFICIENCY: GENESI SOLUTIONS

Via Donizetti,
109/111 - 24030
Brembate di Sopra
(BG) Italy

info@genesiprotection.com

T. +39 035 620380
F. +39 035 6220438

The Genesi system
Collective Protection
Fall arrest devices

06

18

72

The journey of Somain Italia Continues with Genesi: KNOWING TO PROTECT

We began on our journey with Somain Italia over 20 years ago, bringing forward a vision: be the arm that saves lives and protects the dreams of those who work.

This vision, nourished by values such as the centrality of human life, the passion for innovation and the commitment to spreading the culture of safety, has marked our growth and development.

Over time, we have gained extensive experience in the field of occupational safety, becoming a benchmark for the design and implementation of solutions that protect the lives of people

working at heights or in confined environments.

We have always upheld the fundamental right to work safely and have been committed to ensuring that all workers can return home safely every day.

Our mission has evolved over time, leading to the creation of Genesi, a group of people representing the sum of the experience, skills and professionalism we have acquired over the years.

Genesi was founded on a desire to redefine customer centrality, responding to their needs with innovative and high quality solutions.

With commitment, enthusias-

sm and spirit of innovation, we have accepted the challenge of constantly improving the safety of those who work in confined spaces and at heights.

Genesi is not only a manufacturer of protective devices, we are at our customers' side in the consulting phase through the analysis of needs, the definition of solutions through design and installation, the guarantee of full efficiency of the devices through inspection and maintenance, and the care of people by offering education and training with Genesi Academy.

Genesi Academy is the epicentre of interaction, communication and updating for anyone working at heights and in confined environments.

At Genesi Academy you have the opportunity to explore the most suitable solutions for all needs and situations, acquiring the theoretical and practical skills needed to safely handle any scenario.

Our solutions, the result of expertise and passion, have been designed with a primary objective: protect human life.

The objective of Genesi Academy is to spread knowledge through an extensive network of distributed training centres in the territory, with the aim of ensuring the same high standard of quality of the courses provided everywhere.



Genesi is essence – an essence that manifests itself in the path we followed to obtain a series of important certifications.

Our training centre holds IRATA certification, an unmistakable mark of excellence in the field of rope work.

We also hold ISO 9001 certification, which demonstrates our commitment to maintaining a quality management system of the highest standard, and ISO 14001, a symbol of our commitment to reducing the environmental impact of our activities. Lastly, the ISO 45001 certification is confirmation of our dedication to safety at work, through the identification of risks and the adoption of preventive measures, ensuring continuous improvement of the health and safety of our employees and all parties involved.

We have developed a range of cutting-edge products using IoT technology that are always connected and can provide detailed, real-time information.

These devices, together with consultancy services, NFC tags, training and support, are designed to grow with our partners and customers in the management and prevention of accidents at work. Genesi is the evolution of Somain Italia, representing a renewed promise, rooted in twenty years and projected in a constant search for excellence. Genesi expresses our commitment.

It is the place where we work as a team, share goals and values and that makes the difference. Here we grow and discover new opportunities and technologies, thanks to our thirst for innovation.

Welcome to this new era, the era in which Somain brings Genesi to life.



Our Vision

To be the voice that spreads knowledge and conveys the ability to face every work challenge with maximum protection.

Our Mission

Designing and implementing solutions that integrate training, services and products to protect people's lives. Spreading the culture of the right to safety so that working people can return home safe and sound every day.

Reliability

Consistently respond to commitments, while knowing how to organise and complete one's work punctually and accurately. Carry out one's task by respecting roles, rules, objectives, methods and processes.

Skills

Be constantly updated, trained and ready to respond to our customers' needs, quickly and comprehensively. Fulfil tasks and share experiences, while fostering rational and constructive criticism.

Respect

Safeguard the company's assets and defend our strategic choices, while taking care of people, their ideas, needs and even their time.

Communication

Know how to listen and ask questions, give and ask for feedback. Be able to share information clearly and concisely, while choosing an effective and appropriate method.

Sustainability

Know how to change one's habits by utilising resources, investments and technological integration to enhance not only current but also future potential. Meet the needs of the present generation without compromising the ability of future generations to realise their own. Support the well-being of workers by promoting their training and organising inclusive activities with the aim of integration. Protect the environment through small and great daily gestures by reducing waste and making the most of consumables and production materials.

Innovation

Set ambitious goals and be forward-looking. Seek new goals and overcome difficulties to continue growing. Know how to temporarily eliminate our habits in order to go beyond the customer's needs. Seek improvement in order to continue guaranteeing high levels of quality. Leave nothing to chance.



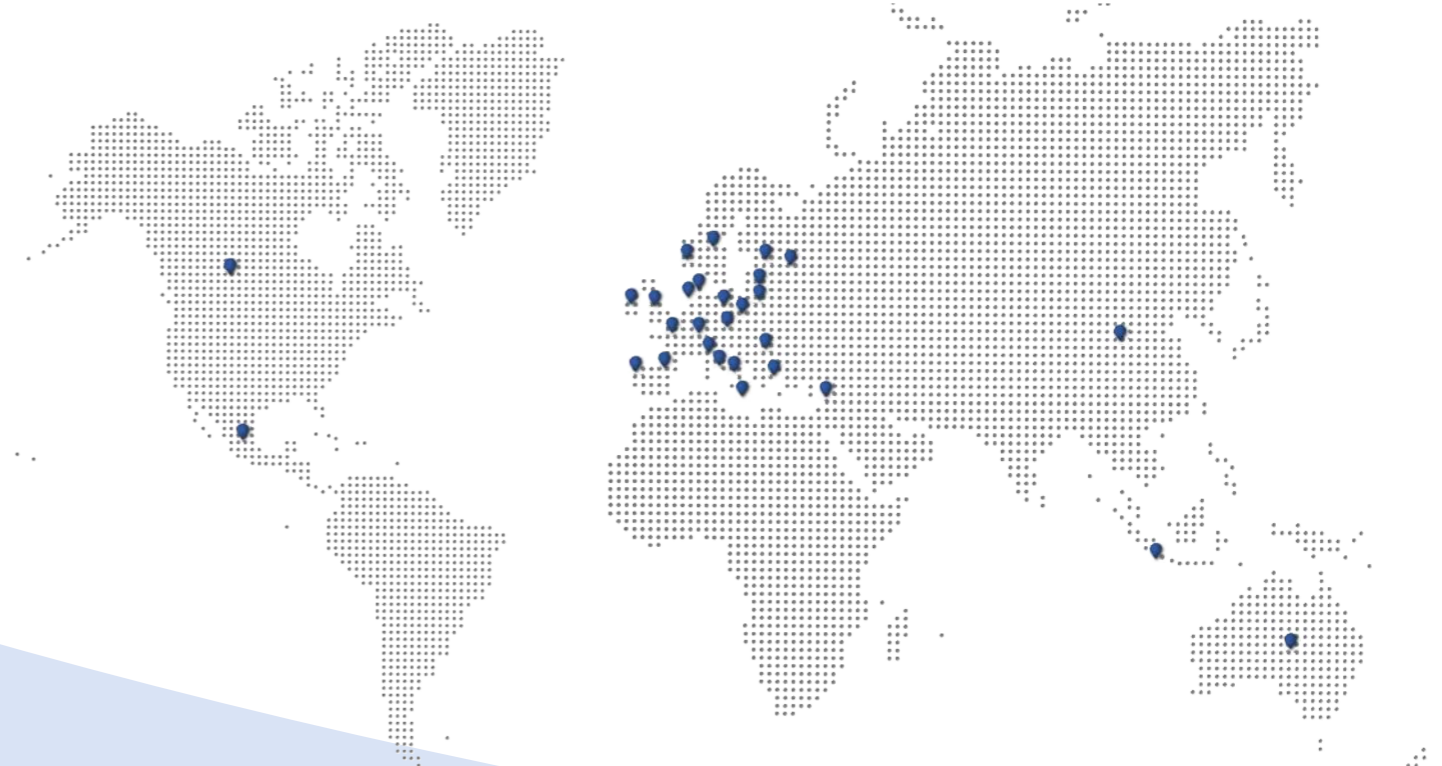
THE GENESI PARTNERS IN THE WORLD

In an increasingly globalised world, looking beyond national borders means creating new synergies that not only expand business, but also enhance corporate culture and know-how, constantly guaranteeing the quality of projects and installations all over the world, whether they are carried out directly by Genesi or by a partner.


All Genesi solutions are planned and designed to meet the needs of European and non-EU countries,

and the range of solutions and services is ready to respond to the specificities of the different markets and the cultural and regulatory differences of each country.

For this reason, a network of loyal and selected distributors who share the following with Genesi is essential for us: values, objectives and vision. In this continuously updated map, we highlight the worldwide presence of all Genesi partners.



R&D



The Research and Development Department and the Technical Department are constantly engaged in the design, implementation and certification testing of new safety devices. The ability to constantly provide new solutions, in an increasingly complex and ever-changing environment, is essential to ensure maximum protection and ergonomics.

In particular, the design of our devices involves careful evaluation of the construction materials and finishes that must guarantee maximum protection, structural resistance and resistance to external agents, sustainability, lightness and ease of transport, installation and, above all, use. Each device is designed with a high level of attention to detail to ensure the highest quality.


To achieve these results, we use specific state-of-the-art software and a 1500 m2 area where our devices are subjected to the specific tests required by the sector's technical standards before being tested at third-party laboratories; our devices are only validated when values above the benchmarks are achieved.

For Genesi, the quality and effective protection offered by its products is top priority.

All our devices, whether PPE or personal or collective protection anchor devices, are tested by an independent laboratory and approved by a notified body.

In this way, we always ensure maximum protection for operators working in confined spaces and at heights.

PRODUCTION



The Production Department works daily with R&D and the Technical Department to develop devices and define the best procedures for assembly, control and product release. All Genesi devices are equipped with NFC to ensure traceability, allowing the end user to access up-to-date documentation in real time via a tablet or smartphone.

The Lean philosophy is not a goal, but a process of continuous improvement.

Genesi's production department is organised according to this philosophy. We use modern equipment to process, treat and mark metals and use state-of-the-art production processes to reduce waste and optimise efficiency. Our warehouse is structured to promptly meet standard product requirements and to quickly and efficiently handle on-demand needs thanks to a large stock of finished and semi-finished products of mobile anchor devices for confined spaces and personal and collective fall protection systems.

Innovation is the key to success in an ever-changing market.

These departments are the driving force behind keeping up with the needs of the market. We are committed to constant innovation to ensure maximum worker protection.

GENESI ACADEMY



**KNOWLEDGE
THAT
PROTECTS**

Genesi Academy aims to spread the culture of safety to all workers.

This is our mission, a motivation fuelled by Genesi's founding values and strengthened by the skills of engineers, technicians, installers and experienced workers at height, combined with the experience of Irata International certified technicians.



In what way?

Genesi Academy has developed a complete and diversified educational offer of training and instruction courses for all those who carry out activities at height and in confined environments, designed to accompany trainees along a growth path that can take them from the first basic notions to the ability to manage one or more work teams in any situation, including emergencies.



We are able to train and instruct operators in working at heights and in confined spaces, and qualify installation and maintenance workers to ensure compliance with local and applicable legislation and technical standards. Genesi Academy is able to deliver its courses directly to the customer, operating in real scenarios or via specially



equipped means (GAM - Genesi Academy Mobile). Genesi Academy has a state-of-the-art training centre on its premises that can reproduce countless scenarios and is IRATA International certified for suspension work. In addition, it has affiliated a number of training centres in Italy that guarantee the same high standard of quality.





GAM - TRAINING VAN - SERVICE CATALOGUE

FALL RISK

For over 20 years, Genesi has been protecting operators at risk of falling by researching the best protective solution, taking into due consideration, among other parameters, the geometry of the work environment and the ergonomics of the solution itself.

Protecting workers from the risk of falling for Genesi means designing, certifying, manufacturing, installing and maintaining fall arrest systems while adequately training workers.

The ideal fall arrest solution is one that prevents the operator from falling by employing systems, collective protection devices, that eliminate the risk of falling, such as rails, gangways and overpass walkways.

If eliminating the risk is not possible, it is necessary to protect the operator individually, using personal protective equipment and designing the system in such a way as to prevent falling: fall restraint system.

If the type of activity does not allow to work in restraint, the system must be designed to cushion the effects of the fall, preventing the worker from impacting the surface and mitigating the effects of arrest: fall arrest system.



Code 361-3050-1000 pag.38



Code 322-0100-0001 pag.145



GENESI SYSTEM

Genesi's collective and individual protection systems are: robust, ergonomic, easy to install and use. With third party approval, their modularity and wide range of supports means they can be adapted to the most varied shapes of the structure being secured.

The adaptability and design that characterise our solutions combined with their compact, low-impact forms allow Genesi systems to integrate perfectly into the installation context, making them ideal in buildings of high historical or aesthetic value.

To support our systems we have developed Genesi DNA, the integrated management software that provides access to all relevant information on the systems and keeps rail of deadlines.



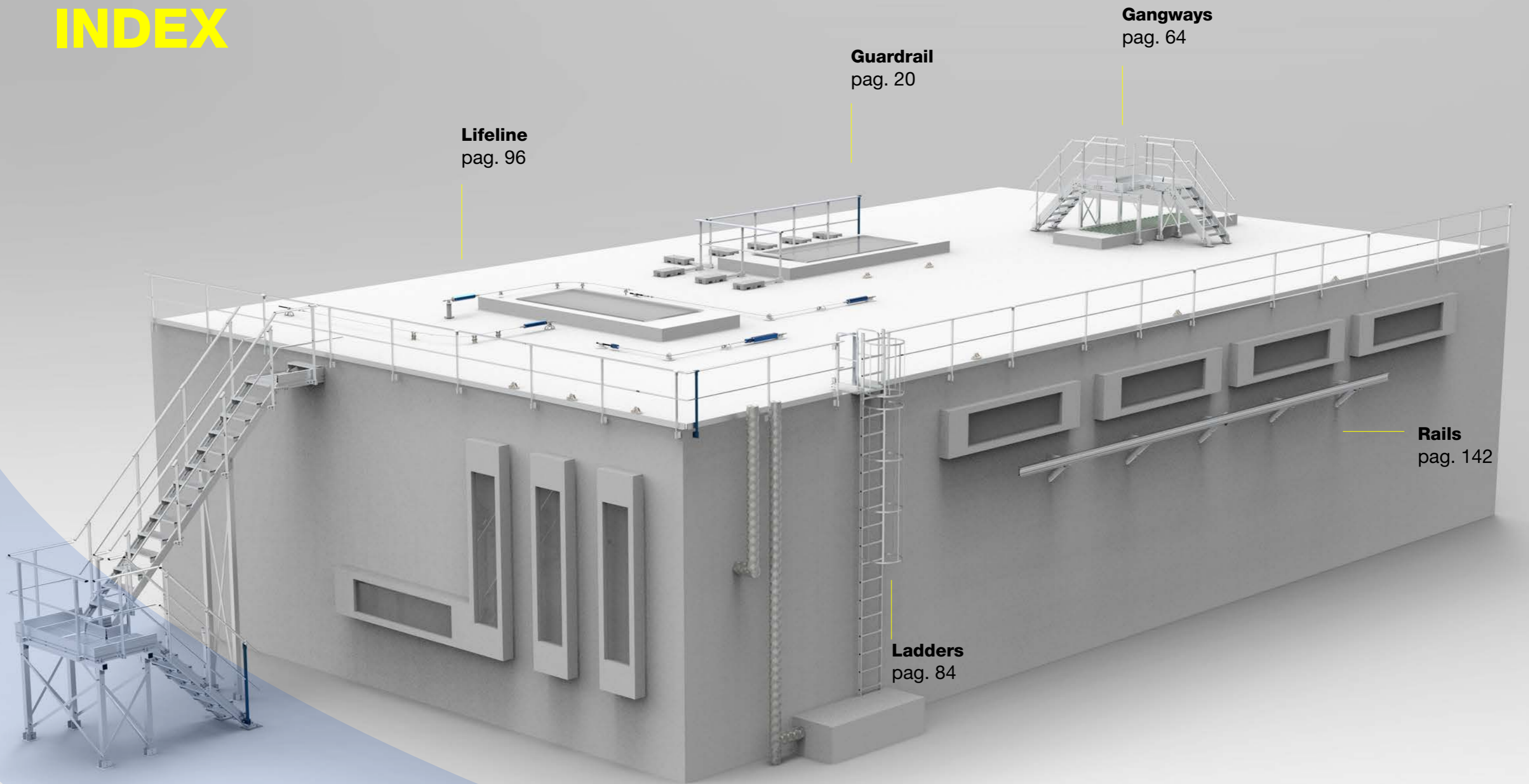
No more printed paper for device management but a digital platform to store and organise regular inspection and maintenance.

FEATURES

- Modularity
- Lightweight
- Easy installation
- Noble raw materials
- Robustness
- High durability
- Simplified design
- Adaptability to the context
- Ergonomic
- Compliant with national and international legislation
- Approved by third parties
- Insurance coverage
- Design
- Low visual impact
- Traceability



INDEX



Note: Image for illustrative purposes only.
Blue anodised absorber available on request.



**COLLECTIVE
PROTECTION**

TAILOR-MADE




Genesi guardrails are versatile and modular, offering the ideal solution for any workplace exposed to the risk of falling from height.

Entirely made of aluminium alloy, the profiles and constituent elements of the Genesi guardrails are designed to guarantee lightness, solidity and great ease of installation with due consideration for the aesthetic value.

Genesi guardrails are available in straight, inclined or reclining versions to reduce visual impact and with different fixing methods to guarantee total flexibility of application when designing the project.

All Genesi guardrails comply with standard EN 14122-3:2016.

Some models and configurations also comply with EN 13374:2019 and NTC 2018 H category.




GUARDRAILS SK-21

SK-21 Guardrails have been developed from the need to adapt our historical guardrail to the evolution of the sector's regulations and from the strong desire to create a versatile and modular guardrail that can provide maximum collective protection in the application areas of all technical standards and sector legislation: EN 14122-3:2016, EN 13374:2019 and NTC2018 H category.

Genesi SK-21 Guardrails are available in more than 20 different types to suit safe installation on specific roofs and structures. The different types are characterised by specific configurations of their components, fixing methods and supports.

Genesi offers Guardrails for wall or floor installation, self-supporting or for metal structures up to special reclining Guardrails.

Most configurations are available with straight and inclined uprights to optimise the visual impact of the collective protection and can be treated or painted to increase resistance in particular environments or simply to better integrate into the aesthetics of the structure.



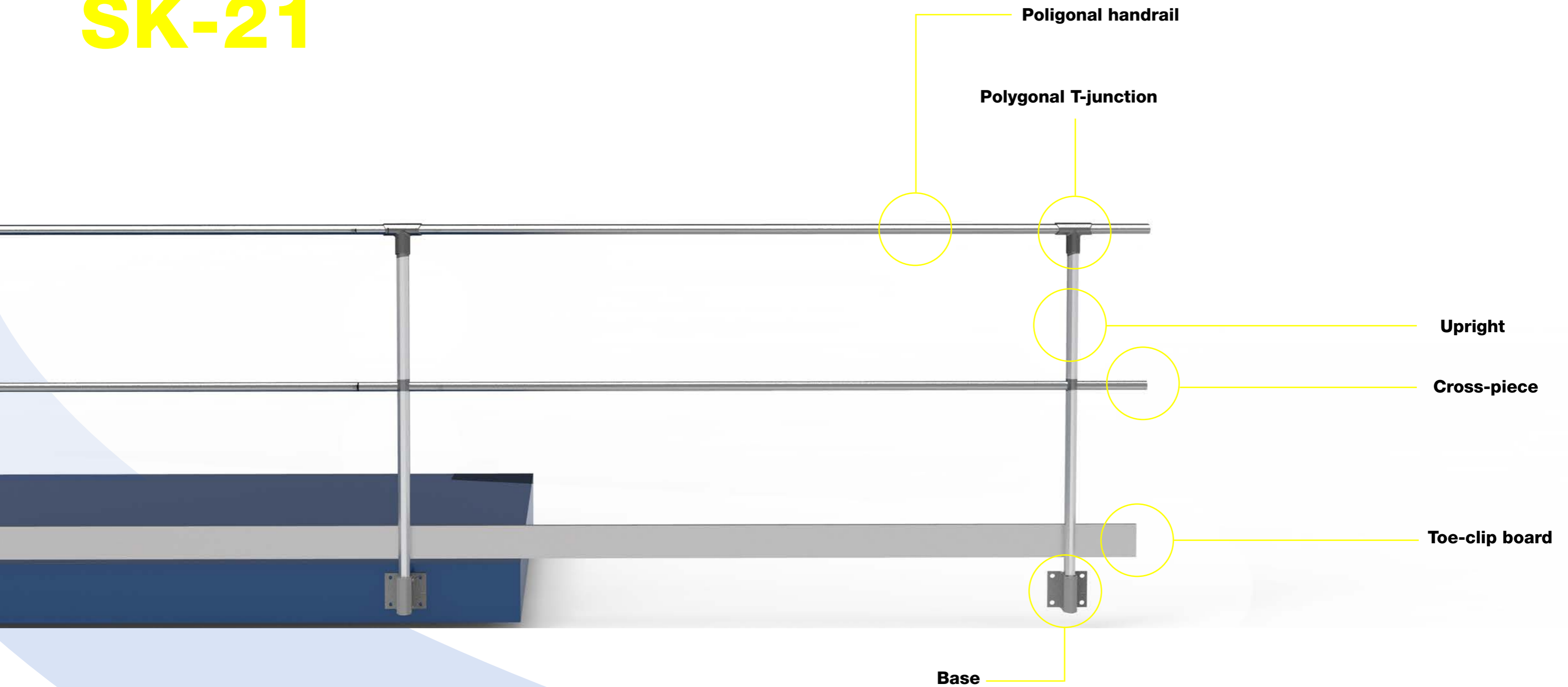
FEATURES

- Lightweight and solidity.
- Maximum distance between uprights is 2m in all configurations.
- Complete range for every installation requirement.
- Customised design of supports.
- High modularity and versatility.
- Simple and quick installation.
- Possible customisation of finishes.
- Concrete counterweights without plasticisation and made from recycled materials for greater sustainability.
- High durability.
- Use of noble raw materials.

CONFORMITY

- EN ISO 14122-3:2016
- EN 13374:2013+A1:2018 class A
- NTC 2018 Categoria H.

GUARDRAIL SK-21



STRAIGHT GUARDRAIL

WALL FIXING

CONFORMITY

- EN 14122-3:2016
- EN 13374:2019 CLASS A
- NTC 2018 Category H

SKMD3-21

Cod. 361-3030-3000

Guardrail suitable for structures with a wall of less than 10 cm. Composition:

- Uprights $h \leq 125$ cm
- Handrail
- Intermediate cross-piece
- Toe-clip board



SKMD2-21

Cod. 361-3030-2000

Guardrail suitable for structures with a wall between 10 and 60 cm. Composition:

- Uprights
- Handrail
- Intermediate cross-piece





SKMD1-21

Cod. 361-3030-1000

Guardrail suitable for structures with a wall of more than 60 cm. Composition:


- Uprights
- Handrail



SKMD3-21

SKMD2-21

SKMD1-21



INCLINED GUARDRAIL

WALL FIXING

CONFORMITY

- EN 14122-3:2016
- EN 13374:2019 CLASS A
- NTC 2018 Category H.

SKMI3-21

Cod. 361-3040-3000

Guardrail suitable for structures with a wall of less than 10 cm.

- Composition:
- Uprights $h \leq 130$ cm
 - Handrail
 - Intermediate cross-piece
 - Toe-clip board



SKMI2-21

Cod. 361-3040-2000

Guardrail suitable for structures with a wall between 10 and 60 cm.

- Composition:
- Uprights
 - Handrail
 - Intermediate cross-piece





SKMI1-21

Cod. 361-3040-1000

Guardrail suitable for structures with a wall of more than 60 cm.



- Composition:
- Uprights
 - Handrail



SKMI3-21

SKMI2-21

SKMI1-21



STRAIGHT GUARDRAIL

PROTRUDING WALL FIXING

CONFORMITY

- EN 14122-3:2016
- EN 13374:2019 CLASS A
- NTC 2018 Category H

SKSD3-21

Cod. 361-3120-3000

Guardrail suitable for structures with a wall of less than 10 cm, with protruding wall fixing.

Composition:

- Uprights $h \leq 125$ cm
- Handrail
- Intermediate cross-piece
- Toe-clip board



SKSD2-21

Cod. 361-3120-2000

Guardrail suitable for structures with a 10 to 60 cm wall, with protruding wall fixing.

Composition:

- Uprights
- Handrail
- Intermediate cross-piece



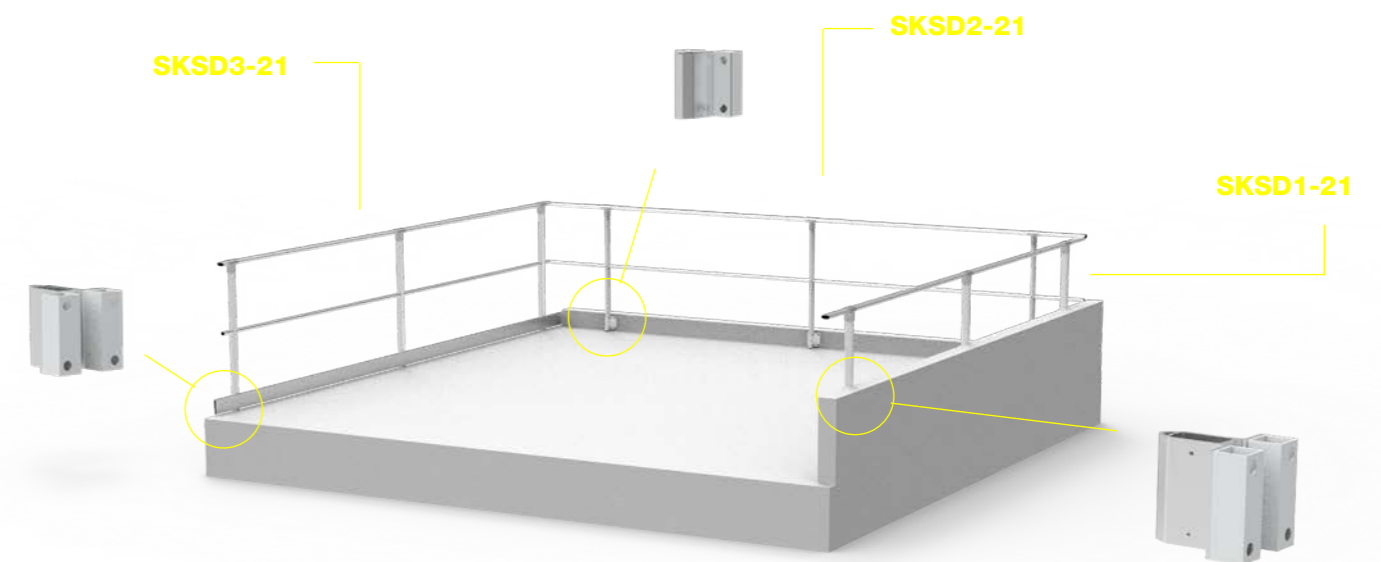


SKSD1-21

Cod. 361-3120-1000

Guardrail suitable for structures with a wall of more than 60 cm, with protruding wall fixing.

Composition:

- Uprights
- Handrail



INCLINED GUARDRAIL

PROTRUDING WALL FIXING

CONFORMITY

- EN 14122-3:2016
- EN 13374:2019 CLASS A
- NTC 2018 Category H.

SKSI3-21 Cod. 361-3130-3000

Guardrail suitable for structures with a wall of less than 10 cm, with protruding wall fixing.
Composition:


- Uprights $h \leq 130$ cm
- Handrail
- Intermediate cross-piece
- Toe-clip board



SKSI2-21 Cod. 361-3130-2000

Guardrail suitable for structures with a 10 to 60 cm wall, with protruding wall fixing.
Composition:

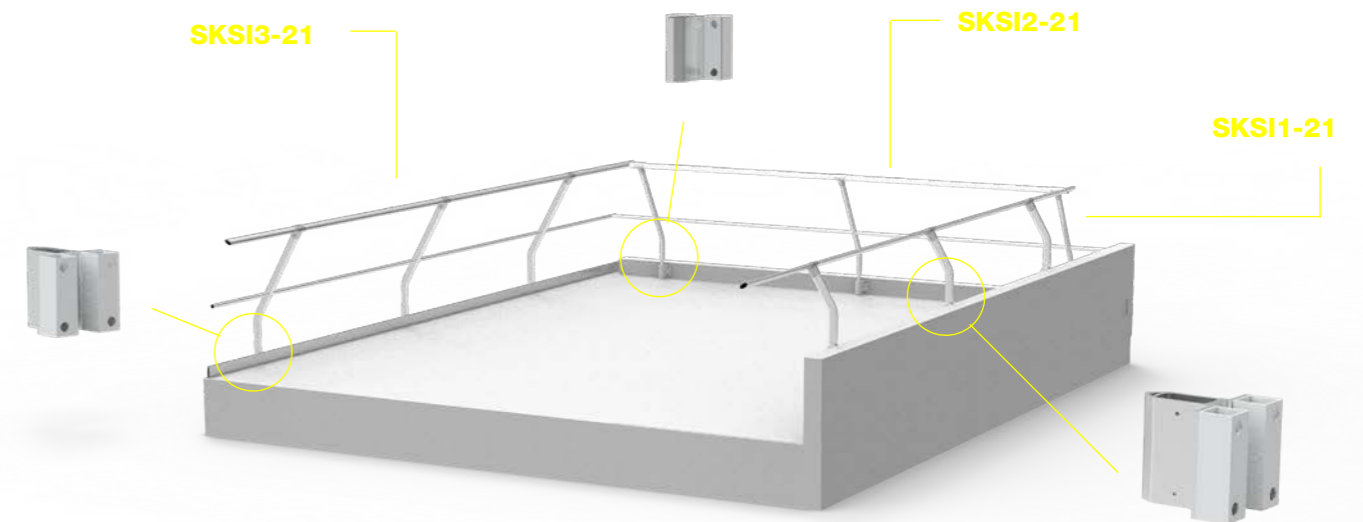


- Uprights
- Handrail
- Intermediate cross-piece



SKSI1-21 Cod. 361-3130-1000

Guardrail suitable for structures with a wall of more than 60 cm, with protruding wall fixing.
Composition:

- Uprights
- Handrail



STRAIGHT GUARDRAIL

FLOOR FIXING


CONFORMITY

- EN 14122-3:2016
- EN 13374:2019 CLASS A
- NTC 2018 Category H.

SKPD3-21

Cod. 361-3060-3000

Guardrail suitable for structures with a wall of less than 10 cm.
Composition:
- Uprights
- Handrail
- Intermediate cross-piece
- Toe-clip board



SKPD2-21

Cod. 361-3060-2000



Guardrail suitable for structures with a 10 to 60 cm wall.
Composition:
- Uprights
- Handrail
- Intermediate cross-piece



SKPD1-21


Cod. 361-3060-1000

Guardrail suitable for structures with a wall of more than 60 cm.
Composition:
- Uprights
- Handrail



SKPD3-21

SKPD2-21



SKPD1-21



INCLINED GUARDRAIL

FLOOR FIXING

CONFORMITY

- EN 14122-3:2016
- EN 13374:2019 CLASS A
- NTC 2018 Category H.

SKPI3-21

Cod. 361-3070-3000

Guardrail suitable for structures with a wall of less than 10 cm.
Composition:
- Uprights
- Handrail
- Intermediate cross-piece
- Toe-clip board



SKPI2-21

Cod. 361-3070-2000



Guardrail suitable for structures with a 10 to 60 cm wall.
Composition:
- Uprights
- Handrail
- Intermediate cross-piece



SKPI1-21

Cod. 361-3070-1000


Guardrail suitable for structures with a wall of more than 60 cm.
Composition:
- Uprights
- Handrail



SKPI3-21

SKPI2-21

SKPI1-21



RECLINABLE GUARDRAIL

FLOOR OR WALL FIXING

CONFORMITY

- EN 14122-3:2016
- EN 13374:2019 CLASS A


SKRD-21-M

Cod. 361-3050-1000

Reclinable guardrail without toe-clip board
Suitable for structures with a wall of 15 to 60 cm.

Composition:

- Uprights
 - Handrail
 - Intermediate cross-piece
- 3m modules.





SKRD-21-P

Cod. 361-3080-1000

Reclinable guardrail with toe-clip board
Suitable for structures with a wall of less than 15 cm.



Composition:

- Uprights
 - Handrail
 - Intermediate cross-piece
 - Toe-clip board
- 3 m modules.



SKRD-21-P

SKRD-21-M



FIXING ON SHEET METAL

STRAIGHT AND INCLINED GUARDRAIL

CONFORMITY

- EN 14122-3:2016

SKLI-21

Cod. 361-3100-0000

Inclined guardrail sheet metal fixing pitch 20/25/30/33 cm
Suitable for sheet metal roofing.

Composition:

- Uprights
- Handrail
- Intermediate cross-piece

Possibility of customising the plate according to sheet pitch (SKLI-SPECIAL)



SKLD-21


Cod. 361-3090-0000

Straight guardrail sheet metal fixing pitch 20/25/30/33 cm
Suitable for sheet metal roofing.


Composition:

- Uprights
- Handrail
- Intermediate cross-piece

Possibility of customising the plate according to sheet pitch (SKLD-SPECIAL)



NOTE: Toeboard supplied on request.



SELF-SUPPORTING GUARDRAIL

STRAIGHT AND INCLINED GUARDRAIL

CONFORMITY

- EN 14122-3:2016
- EN 13374:2019 CLASS A


SKAR-21

Cod. 361-3030-0000

Self-supporting reclinable guardrail suitable for flat roofs or roofs with a maximum inclination of no more than 5° and with a wall of more than 10 cm.

Including:

- Intermediate cross-piece
- Uprights
- Handrail



SKAI-21

Cod. 361-3010-0000

Self-supporting inclined guardrail for flat roofs or roofs with a maximum inclination of no more than 5° and with a ceiling height of more than 10 cm. Composition:

- Uprights
- Handrail
- Intermediate cross-piece





SKAD-21

Cod. 361-3000-0000

Self-supporting straight guardrail for flat roofs or roofs with a maximum inclination of no more than 5° and with a wall of more than 10 cm.


Composition:

- Uprights
- Handrail
- Intermediate cross-piece



SKAD-21

SKAI-21



SKAR-21


NOTE: possibility of use with a wall less than 10cm, spacing 1500mm from the edge, adding the toeboard.



GUARDRAIL SK-73

SK-73 guardrails are designed to optimise wall and floor installation on structures with a small fixing area and can only safely accommodate 2 fixings.

SK-73 systems comply with the technical standard EN14122-3:2016 and the maximum distance between uprights in all types is 1.5 m.



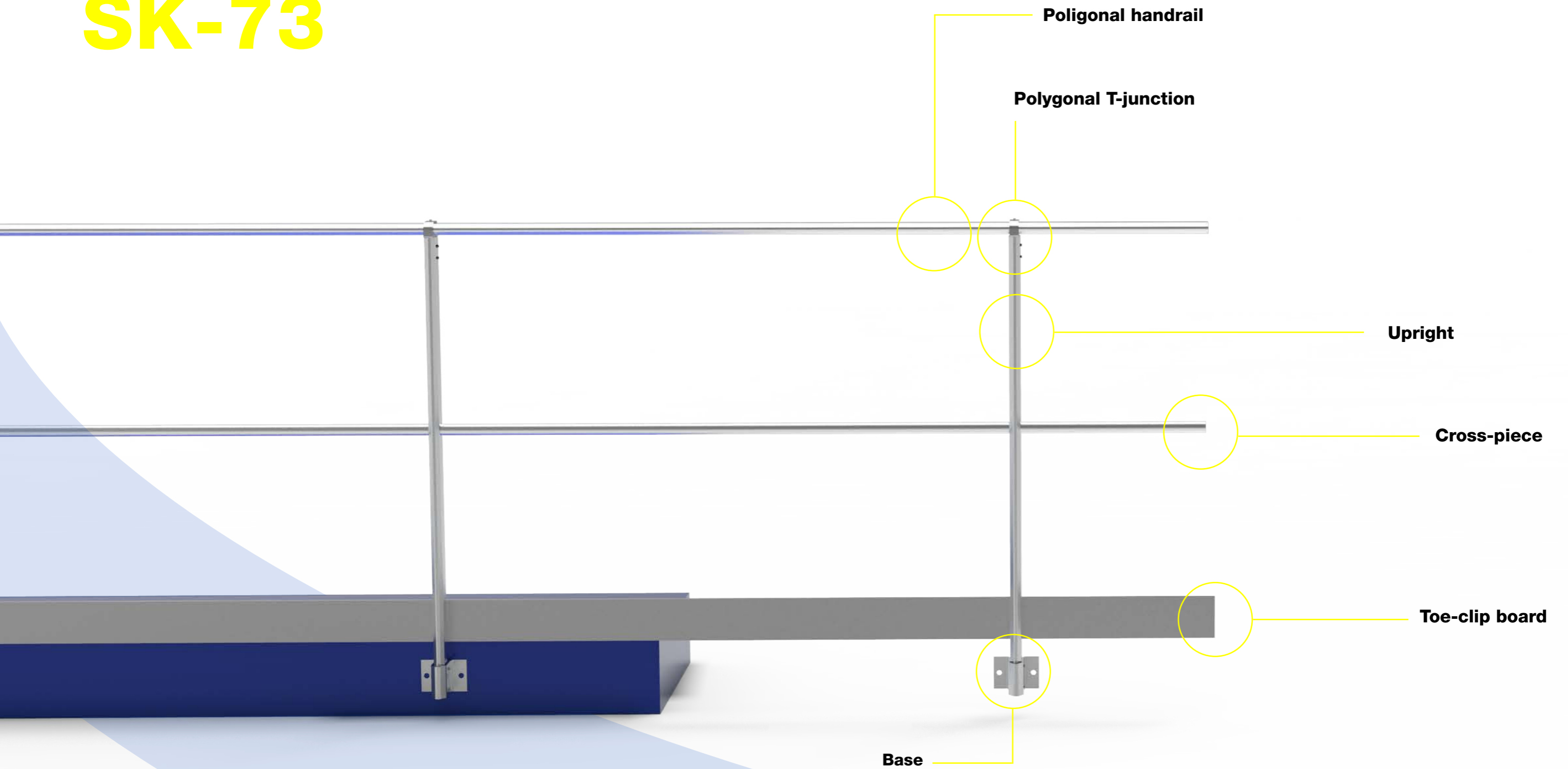
FEATURES

- Lightweight and solidity.
- Distance between uprights 1.5 m.
- Customised design of supports.
- High modularity and versatility.
- Simple and quick installation.
- Possible customisation of finishes.

CONFORMITY

- EN 14122-3:2016

GUARDRAIL SK-73



STRAIGHT GUARDRAIL

WALL FIXING

CONFORMITY

- EN 14122-3:2016

SKMD3-73

Cod. 361-4030-3000

Guardrail suitable for structures with a wall of less than 10 cm.

Composition:

- Uprights $h \leq 120$ cm
- Handrail
- Intermediate cross-piece
- Toe-clip board




SKMD2-73

Cod. 361-4030-2000

Guardrail suitable for structures with a wall between 10 and 60 cm. Composition:

- Uprights
- Handrail
- Intermediate cross-piece





SKMD1-73

Cod. 361-4030-1000

Guardrail suitable for structures with a wall of more than 60 cm.

Composition:


- Uprights
- Handrail



SKMD3-73

SKMD2-73

SKMD1-73



INCLINED GUARDRAIL

WALL FIXING

CONFORMITY

- EN 14122-3:2016

SKMI3-73

Cod. 361-4040-3000

Guardrail suitable for structures with a wall of less than 10 cm. Composition:

- Uprights $h \leq 130$ cm
- Handrail
- Intermediate cross-piece
- Toe-clip board



SKMI2-73

Cod. 361-4040-2000

Guardrail suitable for structures with a wall between 10 and 60 cm. Composition:

- Uprights
- Handrail
- Intermediate cross-piece





SKMI1-73

Cod. 361-4040-1000

Guardrail suitable for structures with a wall of more than 60 cm. Composition:


- Uprights
- Handrail



SKMI3-73

SKMI2-73

SKMI1-73



STRAIGHT GUARDRAIL

FLOOR FIXING

CONFORMITY

- EN 14122-3:2016

SKPD3-73

Cod. 361-4060-3000

Guardrail suitable for structures with a wall of less than 10 cm.

Composition:

- Uprights
- Handrail
- Intermediate cross-piece
- Toe-clip board




SKPD2-73

Cod. 361-4060-2000

Guardrail suitable for structures with a 10 to 60 cm wall.

Composition:

- Uprights
- Handrail
- Intermediate cross-piece





SKPD1-73

Cod. 361-4060-1000

Guardrail suitable for structures with a wall of more than 60 cm.

Composition:



- Uprights
- Handrail



SKPD3-73

SKPD2-73

SKPD1-73



INCLINED GUARDRAIL

FLAT FIXING

CONFORMITY

- EN 14122-3:2016

SKPI3-73

Cod. 361-4070-3000

guardrail suitable for structures with a wall of less than 10 cm.

Composition:

- Uprights
- Handrail
- Intermediate cross-piece
- Toe-clip board



SKPI2-73

Cod. 361-4070-2000

Guardrail suitable for structures with a 10 to 60 cm wall.

Composition:

- Uprights
- Handrail
- Intermediate cross-piece





SKPI1-73

Cod. 361-4070-1000

Suitable for structures with a wall of more than 60 cm.

Composition:


- Uprights
- Handrail



SKPI3-73

SKPI2-73

SKPI1-73



SKYLIGHT OR SPECIAL PROTECTION GUARDRAIL



SKYLIGHT PROTECTION

Self-supporting system designed for the protection of operators working in the vicinity of non walk-on skylights. The system is assembled on the roof, following the perimeter of the skylight being secured.

Customised versions are available according to design requirements.

Composition:

- Aluminium alloy profiles
- Concrete counterweights



GATE AND CORNER SECTION

SK28

Cod. 362-1900-0028

Landing gate used to allow entry and exit from areas equipped with collective protection systems. Adjustable as required, it is equipped with spring-loaded hinges for automatic closure.

Material: extrusion alloy



SK-ANG2 / SKI-ANG2

Cod. 362-1900-0013 / Cod. 362-1900-0015

Corner section kit for straight (SK-ANG2) and inclined (SKI-ANG2) guardrails.

Composition:

- Handrail
- Intermediate cross-piece
- SK03
- SK13



SK-ANG3 / SKI-ANG3

Cod. 362-1900-0014 / Cod. 362-1900-0016

Corner section for straight (SK-ANG3) and inclined (SKI-ANG3) guardrails.

Composition:

- Handrail
- Intermediate cross-piece
- Toe-clip board
- SK03
- SK13
- SK19

GUARDRAILS SK21 AND SK73

COMPONENTS

SKUM

Cod. 362-1610-0002



Base used to fix the SK-21 guardrail upright in wall configurations.

Material: aluminum alloy extrusion

Fixings: 4

SKUM-22

Cod. 362-1610-0006



Base used to fix the SK-73 guardrail upright to the wall configurations.

Material: aluminum alloy extrusion

Fixings: 2

SKA-21

Cod. 362-1610-0021



Base for self-supporting configuration used to connect the upright to the counterweight arm in the self-supporting configuration.

Material: aluminum alloy extrusion

SKB

Cod. 362-1900-0002



Counterweight of 25kg for self-supporting configuration.

Material: concrete

SKUP

Cod. 362-1610-0003



Base used to fix the SK-21 guardrail upright in floor configurations.

Material: aluminum alloy extrusion

Fixings: 4

SKUP-22

Cod. 362-1610-0007



Base used to fix the SK-73 guardrail upright to the floor configurations.

Material: aluminum alloy extrusion

Fixings: 2

SKR-21

Cod. 362-1610-0004



Base used in reclining configuration both on the wall and on the surface. It allows the vertical upright to tilt up to 90° towards the inside of the roof, minimizing the aesthetic impact on the building.

Material: aluminum alloy extrusion

Fixing: 4

SKBA-21

Cod. 362-1620-0003



Base used to connect the upright to the counterweight arm in the self-supporting reclining configuration. Allows the vertical upright to tilt up to 90° towards the inside of the roof, minimizing the aesthetic impact on the building.

Material: aluminum alloy extrusion

SKS-21



*pair

Shim plate for SK-21 used to move the upright up to 40 mm away from possible interferences, such as a protruding flashing.

Material: aluminum Alloy

Fixing: 4

SKS-22



*pair

Shim plate for SK-73 used to move the upright up to 40 mm away from possible interferences, such as a protruding flashing.

Material: aluminum alloy

Fixing: 2

SKAN-21

Cod. 362-1900-0001



Protective sole to protect waterproofing or surface finishes from cuts and incisions.

Material: recycled vulcanized rubber

SKBN-21

Cod. 362-1900-0003



Protective sole to protect waterproofing or surface finishes from cuts and incisions.


Material: recycled vulcanized rubber

SK01-L

Cod. 614-0212-3000
Cod. 614-0212-6000

Polygonal extrusion used for the horizontal handrail, vertical uprights, and horizontal counterweight lever arm.

Material: aluminum alloy extrusion
Length: 3 m
6 m




SK02-L

Cod. 362-1700-0012

Polygonal junction used to connect two straight sections of horizontal handrail.

Material: aluminum alloy extrusion
Length: 500 mm



SK03

Cod. 362-1700-0013

Adjustable polygonal corner used to connect two consecutive handrail sections and allow a horizontal change of direction.

Material: die-cast aluminium alloy



SK04

Cod. 362-1700-0014

Vertical polygonal corner used to connect two consecutive sections of handrail and accommodate height differences.

Material: cast aluminium alloy




SK01

Cod. 614-0112-3000
Cod. 614-0112-6000

Polygonal extrusion designed for use as a handrail in SKMD3-21, SKMI3-21, SKRD-21-M, SKRD-21-P, SKAI-2 e SKAD-21.

Material: aluminum alloy extrusion
Length: 3 m
6 m



SK06-22

Cod. 362-1700-0021

T-connector SK-73 used to connect the vertical upright to the horizontal handrail.

Material: aluminum alloy



SK05

Cod. 362-1700-0015

Articulated corner used to connect two consecutive handrail sections of the inclined Guardrail and allow horizontal changes of direction.

Material: die-cast aluminium alloy



SK08

Cod. 362-1700-0018

Articulated polygonal T-joint used to connect uprights with the handrail to overcome height differences.

Material: cast aluminium alloy



SK06

Cod. 362-1700-0016

Polygonal T-connector for SK-21 used to connect vertical uprights with horizontal handrail.

Material: aluminum alloy extrusion



SK07

Cod. 362-1700-0017

Polygonal L-shaped fitting used to connect the end posts with the horizontal handrail.

Material: aluminum alloy



SK09

Cod. 362-1700-0019

Polygonal cap used to close the end of the handrail.

Material: PVC



SK10-21

Cod. 362-1700-2110

Wall support used to fix the handrail directly to the wall.

Material: aluminum alloy




SK11-L

Cod. 614-0512-3000
Cod. 614-0512-6000

Round extrusion used to make the intermediate cross-piece if the wall is less than 60 cm.

Material: aluminum alloy extrusion

Length: 3 m
6 m



SK12-L

Cod. 362-1750-0112

Round junction used to connect two straight sections of the intermediate sleeper.

Material: aluminum alloy extrusion

Length: 150 mm



SK18-L

Cod. 362-1800-1018

Junction to fasten two adjacent toe-clip boards.

Material: aluminum alloy

Length: 100 mm



SK13

Cod. 362-1750-0113

Round corner used to connect two consecutive cross-piece sections and allow a change of direction both horizontally and vertically.

Material: die-cast aluminium alloy



SK15-21

Cod. 362-1750-1521

Circular cap used to close the end of the sleeper.

Material: aluminum alloy



SK17-L

Cod. 362-1800-1016

Support used to fix the toe-clip board to floor bases (SKA-21, SKUP, SKR-21).

Material: aluminum alloy



SK14-21

Cod. 362-1750-1114

Support used to fix the cross-piece directly to the wall.

Material: aluminum alloy




SK16-L

Cod. 614-0712-3000
Cod. 614-0712-6000

Toe clip board used to prevent materials from falling if there is no building wall or it is less than 10 cm.

Material: aluminum alloy

Length: 3 m
6 m



SK19

Cod. 362-1800-0319

Corner used to connect two consecutive sections of toe-clip board and allow a horizontal change of direction.

Material: aluminum alloy




GANGWAYS ALLUKEMI STEP

Genesi gangways and overpass walkways are modular systems that make it possible to create safe walkways on roofs that guide operators to work areas through a specially designed route after careful assessment of the risks related to movement on the roof, the obstacles present and their nature.

Genesi has designed gangways and overpass walkways made entirely of aluminium, which are modular and can be configured according to the needs of the route and the type of structure. They make it possible to design: routes with stairs and shed passages, to traverse steeply sloping sections, to create complex elevated passages between machinery and silos, to overcome obstacles or fragile surfaces such as pipes, plant, machinery and polycarbonate or fibreglass skylights.

Genesi gangways and overpass walkways can also be adapted to the design requirements according to the space available for the width of the walkways (from 60cm to 120cm) and can be fitted with guardrails on one or both sides.

With the help of our technical department, we can study and implement the most suitable solutions for each problem and structure, adding a personal protection system where necessary.




FEATURES

- Lightweight and solidity.
- Wide range of walking surface dimensions (60-120 cm).
- Complete range for every installation requirement.
- Maximum flexibility in design.
- High modularity and versatility.
- Simple and quick installation.
- Continuity of routes over changes in slope.
- Customised design.
- High durability.
- Possible customisation of finishes.
- Design.
- Use of noble materials.

CONFORMITY

- EN ISO 14122-2:2001+A1:2010

TAILOR-MADE SOLUTIONS



ALLUKEMI STEP

Steps



Polygonal handrail

Cross-piece

Toe-clip board



Upright

Feet

ALLUKEMI STEP GANGWAY


POSSIBLE CONFIGURATIONS

ST01-2017

Cod. 341-0060-0000

Gangway is used to create a safe passageway and is also available with perforated platforms for better water drainage.

Material: aluminum alloy
Fixing: every 3m
Length: 1 to 6 meters
Standard walkway width: 600 mm



ST02-73

Gangway is used to create a safe passageway and is also available with perforated platforms for better water drainage. Gangway with a guardrail.

Material: aluminum alloy
Fixing: every 3m
Length: 1 to 6 meters
Standard walkway width: 600 mm



ST03-73

Gangway is used to create a safe passageway and is also available with perforated platforms for better water drainage. Gangway with 2 guardrails.

Material: aluminum alloy
Fixing: every 3m
Length: 1 to 6 meters
Standard walkway width: 600 mm



ST04-73



Ladder used at steep slopes or changes in level to give continuity to the gangway. Ladder suitable for slopes between 40° and 65°.

Material: aluminum alloy
Finish: natural
Length: variable
Standard walkway width: 600mm

ST07-73



The overpass walkway is composed of the combination of stairway and gangway sections. It is normally used for overpassing installations, pipelines or crossing areas with particular risks.

Material: aluminum alloy
Finish: natural
Length: variable
Standard walkway width: 600mm

ST15

Cod. 344-1005-0002

Universal adaptor plate for supported fixing on corrugated sheet metal. The length of the plate allows it to be supported on several sheets so that the load is evenly distributed without damaging the sheet.

Material: aluminum
Standard fixing pitch: 1 plate | 3 m
Dimensions: variable according to design requirements



ST11-2017

Cod. 612-1002-0031

Single fixing plate used for direct fixing of the gangway on reinforced concrete structures.

Material: aluminum
Standard fixing pitch: 1 plate | 3 m



FALL PROTECTION DEVICES




VERTICAL LIFELINE VERTICAL X

The Genesi Vertical X fall arrest system is ideal for protecting up to 3 operators when accessing or moving at height, on: ladders, pylons, lattice towers, telecommunication towers or other structures.

The Genesi Vertical X system consists of an extremely versatile vertical anchor line-guided type fall arrester that can be installed on the upright or rungs of existing ladders or directly on load-bearing structures.

The VEX001 trolley ensures safe stopping of the operator at all times in the event of a slip or fall during access or work at height.

The presence of the VEX004 intermediate, available and recommended for heights above 9 metres, allows the system and the structure to be protected in the event of excessive cable oscillations due to wind or special environmental conditions.



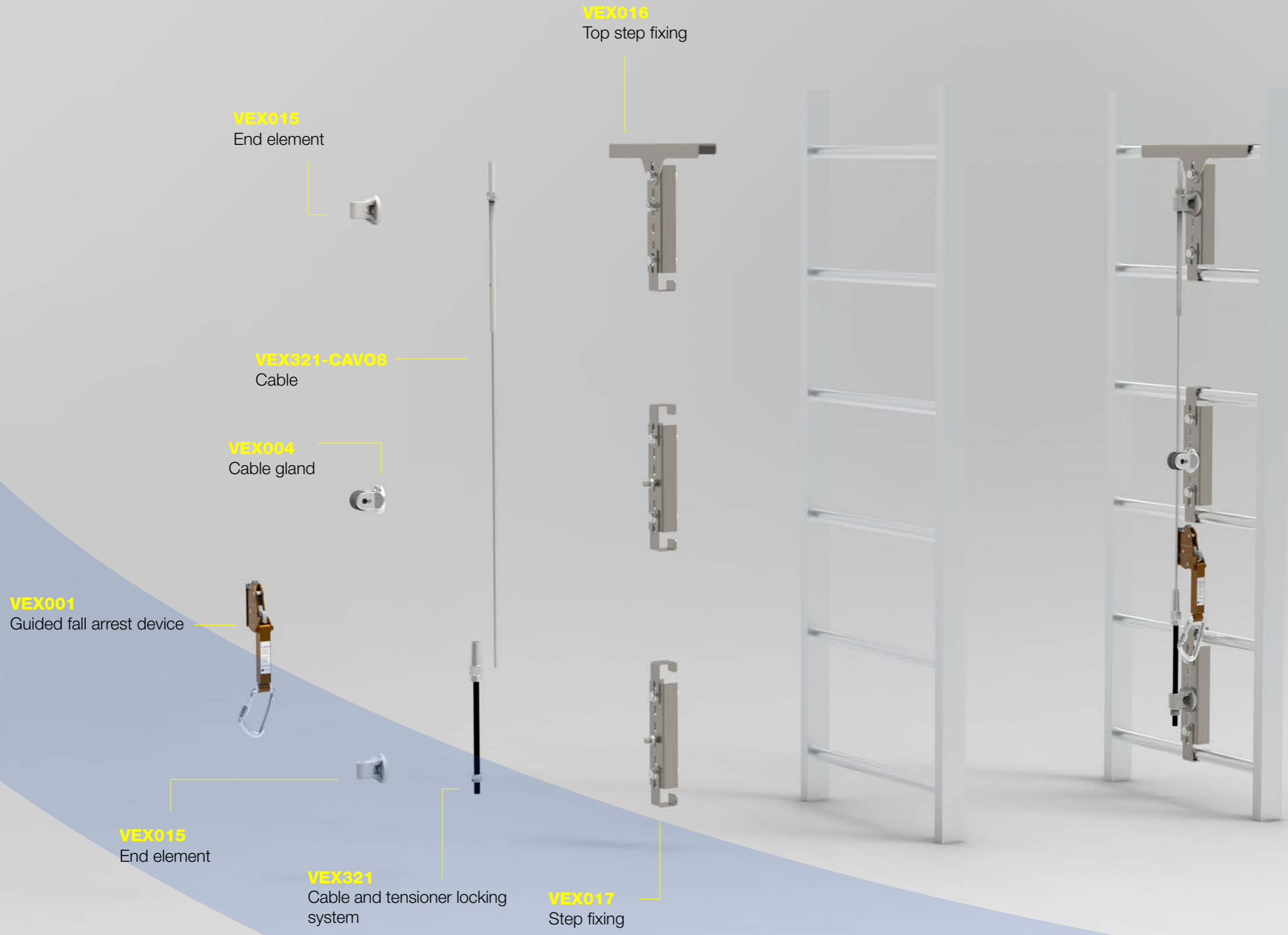
FEATURES

- VEX001 mobile device can be connected or disconnected at any point in the line.
- System usable by up to 3 operators.
- Versatile: can be installed on ladder (upright or rung) or directly on structure.
- Easy to install.
- Noble materials.
- Low visual impact.

CONFORMITY

- EN 353-1:2014+A1:2017

VERTICAL LIFELINE



VEX015
End element

VEX016
Top step fixing

VEX321-CAV08
Cable

VEX004
Cable gland

VEX001
Guided fall arrest device

VEX015
End element

VEX321
Cable and tensioner locking system

VEX017
Step fixing

VERTICAL LIFELINE



VEX001

Cod. 312-1000-0001



Guided fall arrest device to allow smooth movement both uphill and downhill, stopping instantly if the operator falls.

VEX006

Cod. 314-2006-0001



Bracket for attaching vertical lifeline elements to the ladder upright. The upright can have the following dimensions:

- Round bar: $28 \leq \varnothing \leq 60$ mm
- Square profile: $L \leq 60$ mm
- Rectangular profile: $L \leq 100$ mm, $I \leq 60$ mm

Material: stainless steel

VEX017

Cod. 314-2006-0003



Step bracket used to directly anchor the lower end element (VEX015) or the cable gland (VEX004) to the rung.

Material: stainless steel

VEX004

Cod. 312-1000-0002



Cable gland to prevent sway caused by wind in outdoor applications. Such movement could cause damage to the structure or the cable itself; installation is recommended every 9 meters.

Material: stainless steel

VEX321

Cod. 312-1000-0004



Tensioner for cable locking and tensioning.

Material: stainless steel

VEX321-CAV08



The cable is supplied with tensioner already crimped to the upper end of the line.

Material: stainless steel

VEX015

Cod. 312-1000-0003



End element that can be attached directly to the structure, rung or upright of an existing ladder using special brackets:

VEX016 - VEX017 - VEX006.

Material: stainless steel

VEX016

Cod. 314-2006-0002



Bracket for fixing the end element on the top step.

Material: stainless steel

VA00

Cod. 626-1000-0015



Mandatory signage.



CAGE LADDER

Cage ladders are a solution that can be used to create vertical access in accordance with national legislation. They are made of anodised aluminium and specially designed to be applied outdoors and thus resist weathering.

The ladders, equipped with an aluminium cage from 2.5 m, prevent the operator from falling outwards during ascent and descent.

Genesi cage ladders are designed and supplied to adapt to any type of structure and to solve problems related to the presence of piping and installations of various kinds.

The wide range of brackets allows the ladder to be installed in different contexts.

To complete the ladders they can be equipped with:

- trapdoor or anti-intrusion
- intermediate landings
- landing handles
- landing gate with automatic closure



CARATTERISTICHE

- Ease of installation.
- Modularity.
- Lightweight.
- On-site adaptability.
- Aluminium.
- Non-slip steps.

CONFORMITY

- D.LGS. 81/08, art.113
- EN14122-3 compliant version available on request



ANCHOR POINTS

The Genesi anchor points comply with the technical standard EN 795:2012 Type A and allow operators to move and work safely in any situation where there is a risk of falling from a height, by securing themselves with a suitable personal protective system.

The wide range of Genesi anchor points has been specially developed to cope with the need for installation on all horizontal, vertical and sloping surfaces made of corrugated or standing seam sheet metal, concrete, wood or roof tiles; or made waterproof with PVC or bituminous covering.



FEATURES

- Wide range of solutions
- Affordance
- Noble materials
- Low visual impact



CONFORMITY

- EN795:2012 type A
- UNI 11578:2015
- CEN/TS16415:2013

1 **AP500-PVC-EAR12**
Anchor point for PVC sheathing

2 **AP500-EAR12**
Anchor point for bitumen sheathing

3 **ALU12**
Aluminium anchor point

4 **SPS-ALU12**
Support with aluminium anchor point

5 **EAR12**
Stainless steel anchor point

6 **NEW PINKO**
Ridge underlay anchor point

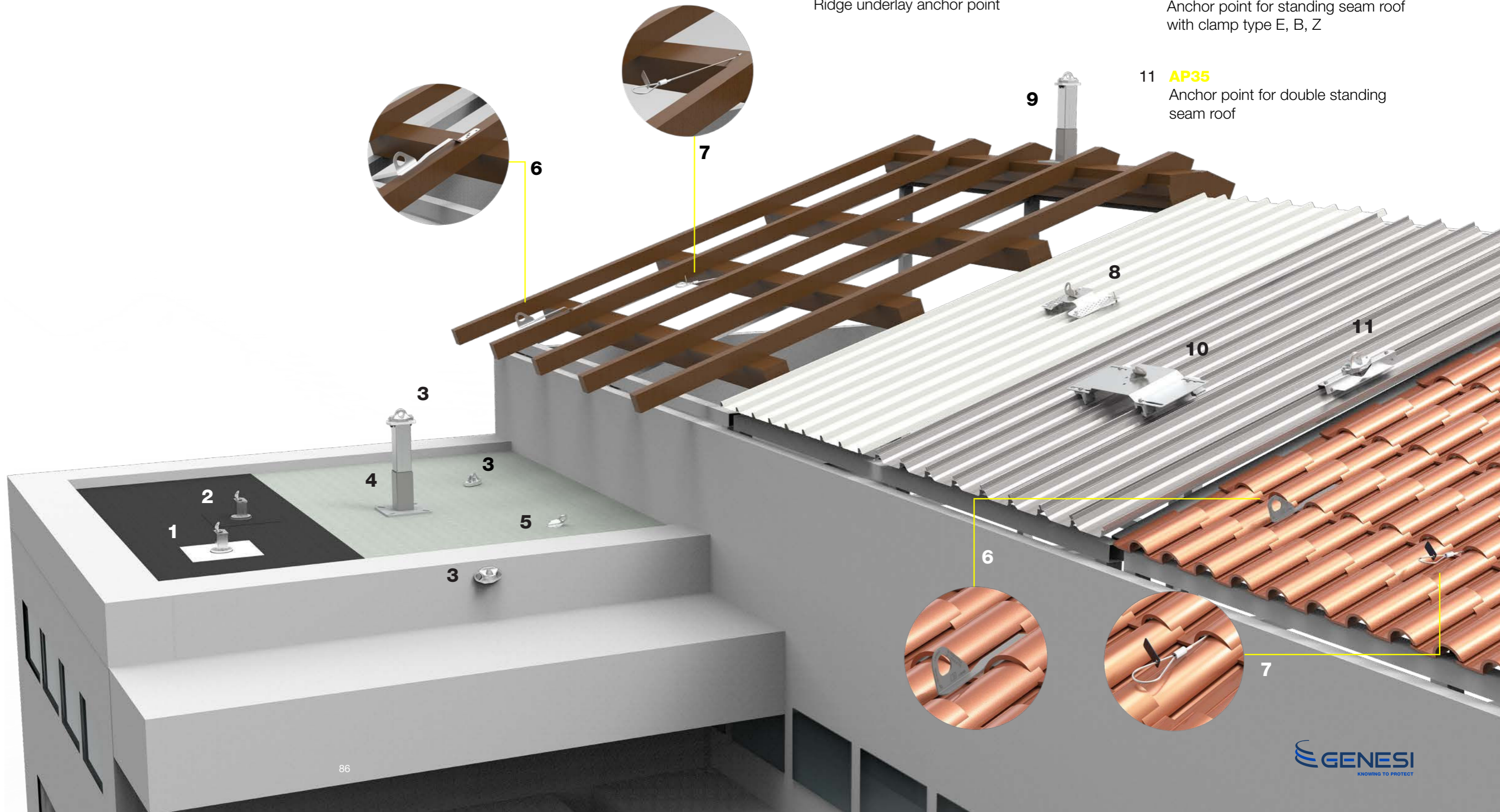
7 **PINKO FLEX**
Ridge underlay anchor point

8 **AP36**
Anchor point for corrugated sheet metal

9 **SPS-ALU12-C**
Gabled support with aluminium anchor point

10 **AP36K**
Anchor point for standing seam roof with clamp type E, B, Z

11 **AP35**
Anchor point for double standing seam roof



ALU12

Cod. 351-1001-0012



Anchor point for 2 operators, also suitable as support for lifelines complying with EN 795 Type B.

Material: die-cast aluminum

EAR12

Cod. 351-2001-0012



Anchor point for the protection of an operator.

Material: stainless steel

AP500-EAR12

Cod. 351-5001-3500



One-operator anchor point suitable for bituminous sheathing roofing. Ensures waterproof fastening and reduces installation time. Can be fixed on surfaces of limited thickness in COP using the special kit consisting of 4 anchors.

AP500-PVC-EAR12

Cod. 351-5001-4500



One-operator anchor point suitable for PVC sheathing roofing. Ensures waterproof fastening and reduces installation time. Can be fixed on limited thickness CAP surfaces using the special kit consisting of 4 anchors.

NEW PINKO

Cod. 351-2001-0001



One-operator anchor point suitable for sloping tile or pantile roofs.

Material: stainless steel

PINKO FLEX

Cod. 351-1001-0601




Under-roof tile anchor point for an operator suitable for horizontal roofs with a maximum slope of 15° made of tiles, roof tiles and slate.

Material: stainless steel

SPS-ALU

Cod. 351-1001-0001




Support with anchor point for 2 operators.

Material: aluminum

SPS-ALU-C

Cod. 351-1001-0003



Gabled support with anchor point for 2 operators.

Material: aluminium

AP36

Cod. 351-2002-0036



One-operator anchor point suitable for trapezoidal sheet metal.

Material: stainless steel
Dimensions: 371 x 230 x 40 mm

AP35

Cod. 351-5002-0035



One-operator anchor point suitable for aluminum sheet metal roofing with double standing seam.

Material: stainless steel plate; aluminum alloy anchor point, aluminum clamps
Dimensions: 350 x 118 x 42 mm (dimensions may vary depending on clamp)

AP36K-E

Cod. 351-2003-0236

AP36K-B

Cod. 351-2003-0136

AP36K-Z

Cod. 351-2003-0336



One-operator anchor point suitable for standing seam sheets with corrugated pitches from 350 to 610 mm, fixed using 4 S-5 clamps with type E, B or Z clamps.

Material: stainless steel
Dimensions: 645 x 250 x 30 mm

TYPE E





TYPE B



TYPE Z







Genesi's C-type anchoring devices are designed to be safe, ergonomic and easy to install and use.

Genesi lifelines are made entirely of stainless steel or with aluminium elements to find the best solution to the environmental resistance requirements of the place of installation and use.

Genesi offers a range of lines with deformable or non-deformable energy absorbers to provide the best safety depending on the application, the required operation and the strength of the structure on which the system is to be installed.

Another variable that must be taken into due consideration when choosing a lifeline is the maximum number of operators that can be at height at the same time; depending on the type, Genesi devices allow the protection of up to 4 operators at the same time.

For all our lifelines, a complete range of accessories and supports are available to combine application requirements with the best ergonomic and safety results.

TYPE

DEFORMABLE

Ideal for all types of structures, thanks to the high deformability that dissipates energy in the event of a fall. Part of this type are the lines: Trilob (4 operators), Libera (2/3 operators) and Exagon (3 operators).

INDEFORMABLE

Ideal for structures with high load-bearing capacity. Part of this type is the line AllukemiPlus (4 operators).

TRILOB lifeline

pag 98

LIBERA lifeline

pag 108

EXAGON lifeline

pag 120

ALLUKEMI PLUS lifeline

pag 130

CONFORMITY

- EN 795:2012 Tipo C
- CEN/TS16415:2013
- UNI11578:2015

TRILOB LIFELINE

The Genesi Trilob lifeline complies with EN 795:2012 Type C, CEN/TS16415:2013 and UNI11578:2015 standards and can be used by up to 4 operators; it is an extremely high-performance anchor with components made of micro-cast stainless steel to combine light weight and excellent mechanical and corrosion resistance.

The energy absorber, with excellent performance, allows installation even on metal roofs with limited thickness, because its high deformability dissipates kinetic energy in the event of a fall.

Thanks to the use of the TRI100 trolley, which has been tested with the system, operators are able to get past the intermediate element with ease, fluidity and without interruptions to their route. It is also possible to use the Genesi Trilob lifeline with a double lifeline instead of a trolley.

The reduced dimensions of its elements guarantee low visual impact and the wide range of available supports make the Genesi Trilob lifeline extremely versatile and ideal for securing all types of buildings, even those with a high historical and architectural value, with particular geometries and on non-linear routes.



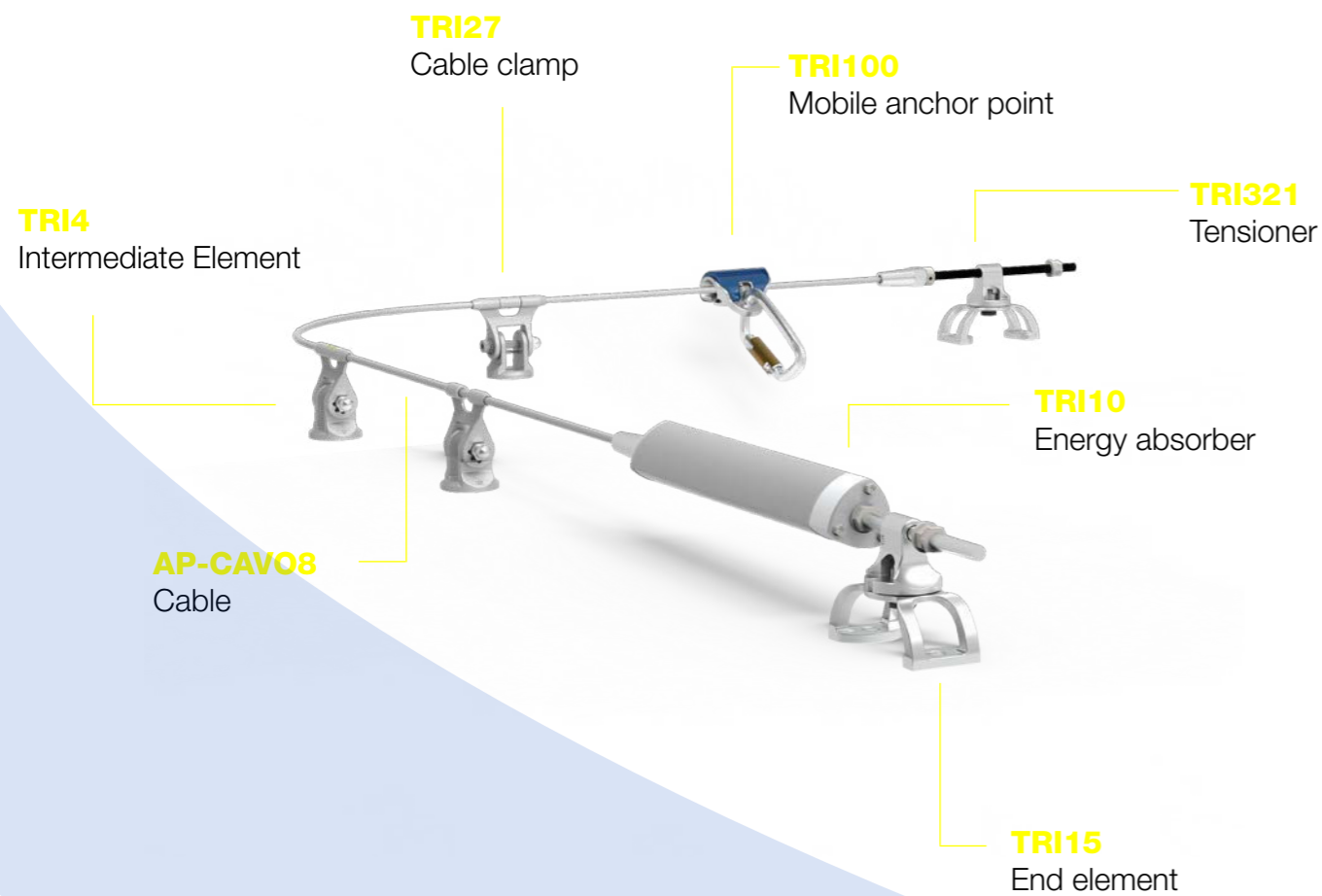
FEATURES

- 4 operators simultaneously.
- Up to 15 metres span.
- Mechanical cable connection without crimping.
- Lowering the intermediate element in the event of a fall.
- Low loads on structures in the event of a fall.
- Element adjustable in inclination.
- Constant tension over time.
- Possibility of 'closed loop' without absorber.
- Simple and quick installation.
- Minimal visual impact.
- Wide range of supports and possibility of customised design.
- Possibility of direct installation on structure.
- Noble materials.

CONFORMITY

- EN 795:2012 Type C
- CEN/TS16415:2013 Type C
- UNI11578:2015

TRILOB



TRI10

Cod. 312-0500-0001

Energy absorber/tensioner block to reduce kinetic energy in the event of a fall by cushioning the impact. It also performs the function of a tensioner for proper cable tensioning.

TRI15

Cod. 312-0500-0002

End element with an articulated head and designed to follow the deformation of the cable in the event of a fall, this movement minimizes stress on the elements of the anchoring device.

Material: stainless steel

TRI27

Cod. 312-0500-0003

Cable stop to be inserted into the intermediate when there is a corner or when the line has a length of more than 60 m.

TRI100

Cod. 313-0500-0002

Movable anchor point that allows intermediate elements and changes of direction to be passed without interruption in the path. The shuttle can be inserted anywhere in the system, and the EN362 connector, located in the lower housing, prevents accidental spillage.

Material: stainless steel

TRI4

Cod. 312-0500-0006

Intermediate element that in combination with the appropriate mobile anchor device allows safe and uninterrupted passage of the route.

Material: stainless steel

TRI321

Cod. 312-0500-0005

Tensioner for cable locking and tensioning.

Material: stainless steel

AP-CAV08

Cod. 611-1001-0000



Cable that allows the operator to move safely along its entire route. A blue-colored strand and Genesi-marked band mark the original cables.

Material: stainless steel

ADA80

Cod. 312-0100-0007




Adapter for installation of Trilob line intermediate elements to AP50, AP50C and AP100 poles. It is attached to the pole by 4 self-tapping screws, provided with a washer and EPDM gasket.

Material: stainless steel

AP100

Cod. 314-5001-0001




Reinforced flat base support for use with the ADA80 adapter for all line components. It consists of a pole with a maximum height of 100 cm, adjustable in place, and a socket base with a truncated-pyramidal side surface.

Material: cataphorized steel base and aluminum pole

PL23

Cod. 314-2005-0013



Corrugated sheet metal plate adaptable to different corrugation pitches, from 240 to 390 mm.

Material: stainless steel

PIATTELLO-SUP

Cod. 661-1012-0002



Adapter for installation of Trilob line end elements to poles with 80x80 mm section. It is attached to the pole by 4 self-tapping screws, provided with a washer and EPDM gasket.

Material: aluminum alloy

EXA20

Cod. 314-3003-0002



Bracket support designed for CLS walls and steel or wooden structures. Bracket with dimensions 170x170 mm and a thickness of 8 mm.

Material: cataphorized and painted steel

PL25-E

Cod. 314-2005-0016



PL25-B

Cod. 314-2005-0015

PL25-Z

Cod. 314-2005-0017


Standing seam plate adaptable to different pitches of the fretwork, from 350 to 610 mm, attaches using 4 S-5 clamps with clamp type E, B or Z.

Material: stainless steel

TYPE E



TYPE B




TYPE Z



AP50

Cod. 314-5005-0001



Flat base support for use with the ADA80 adapter for all line components. It consists of a pole with a maximum height of 50 cm, adjustable in place, and a socket base.

Material: cataphorized steel base and aluminum pole

AP50C

Cod. 314-5005-0005



Gabled base support for use with the ADA80 adapter for all components in the line. It consists of a pole with a maximum height of 50 cm, which can be adjusted in place, and a shaped gabled base for roofs with a maximum slope of 30%.

Material: cataphorized steel base and aluminum pole

CP-AP

Cod. 612-1001-0031



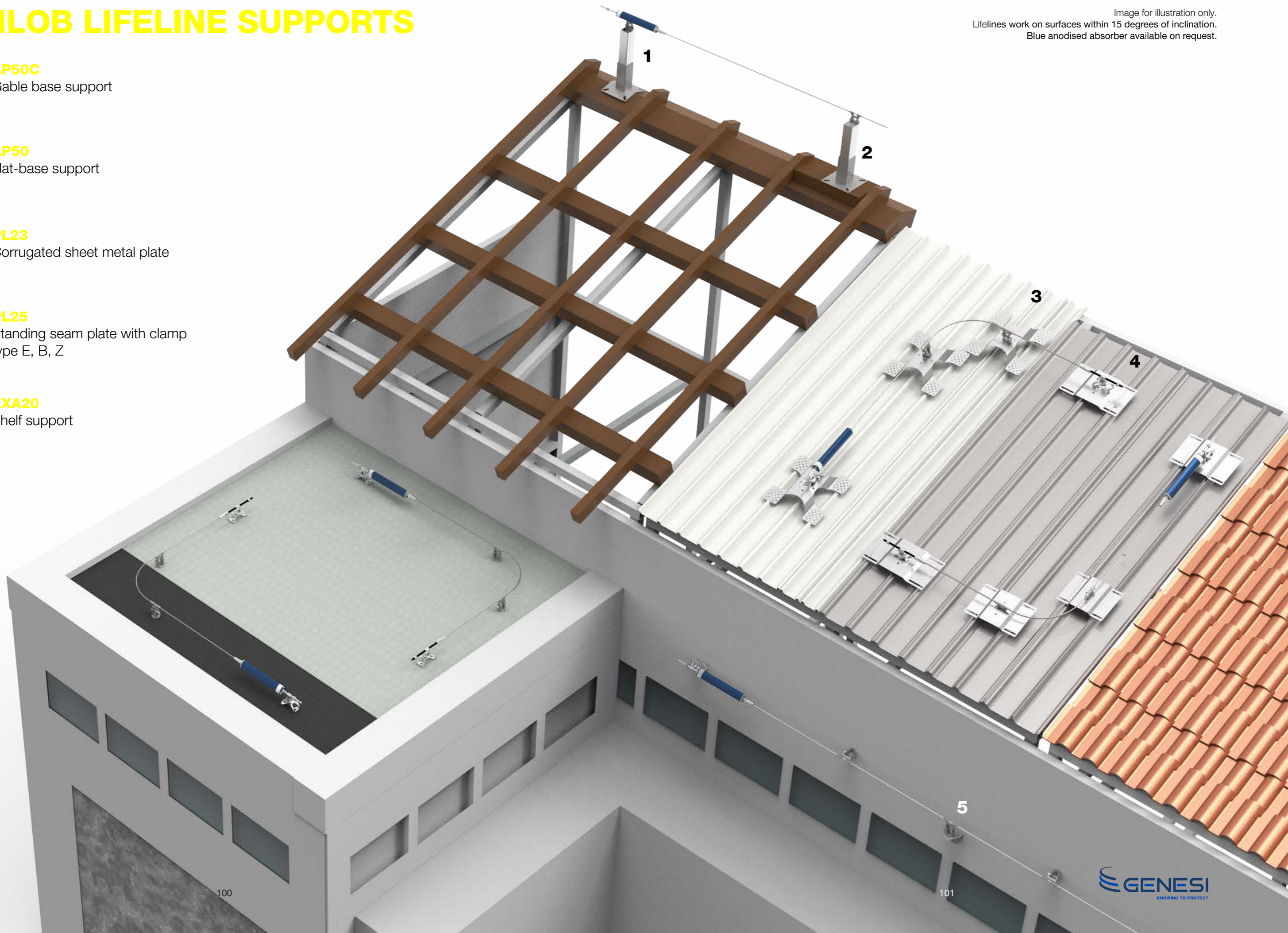
Counterplate CP-AP designed for the application of AP100, AP50 and AP50C supports.



Material: cataphorized steel

TRILOB LIFELINE SUPPORTS

Image for illustration only.
Lifelines work on surfaces within 15 degrees of inclination.
Blue anodised absorber available on request.

- 1 **AP50C**
Gable base support
- 2 **AP50**
Flat-base support
- 3 **PL23**
Corrugated sheet metal plate
- 4 **PL25**
Standing seam plate with clamp type E, B, Z
- 5 **EXA20**
Shelf support







LIBERA LIFELINE

The Genesi Libera lifeline is a flexible anchor line that complies with the technical standard EN 795:2012 Type C and can be used by 2 operators at the same time in accordance with the technical specification CEN/TS 16415:2013.

The components of Genesi Libera are made of die-cast aluminium alloy that combines lightness with mechanical and corrosion resistance.

With the Genesi Libera lifeline, the operator can move fluidly along the entire route, easily overcoming the intermediate, sinusoidal-shaped sections directly with the connector of his lifeline.

A versatile line that is ideal for securing industrial and residential roofs.



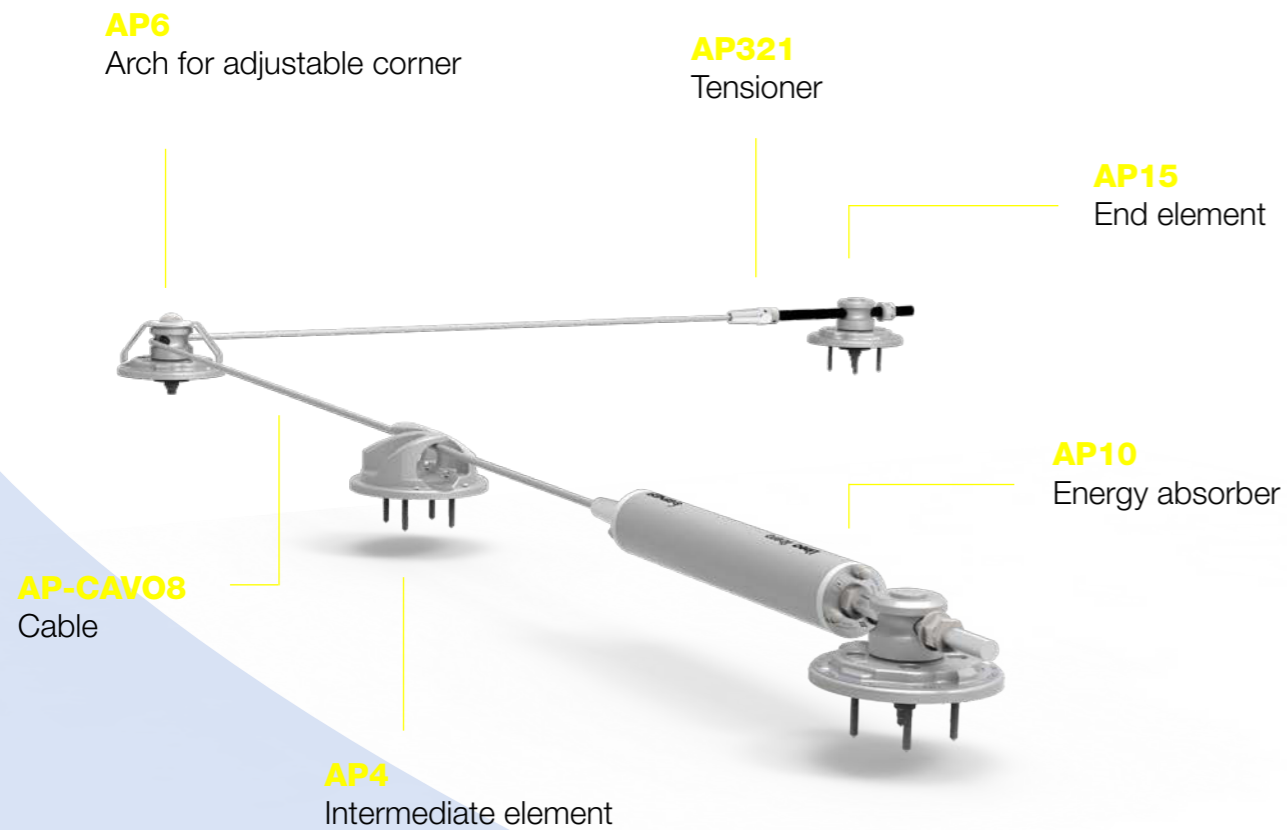
FEATURES

- Mechanical cable connection without crimping.
- Wide range of supports and possibility of customised design.
- Certified for 2 operators (CEN/TS 16415:2013).
- Excellent performance.
- Minimal visual impact.
- Adaptability to any type of roof.
- Simple and quick installation.
- Up to a 15-metre span.
- Low loads on the structure in the event of a fall.

CONFORMITY

- EN 795:2012 Type C
- CEN/TS16415:2013 Type C
- UNI11578:2015

LIBERA



AP10

Cod. 312-0600-0001

Energy absorber/tensioner block to reduce kinetic energy in the event of a fall by cushioning the impact. It also performs the function of a tensioner for proper cable tensioning.

AP6

Cod. 312-0600-0013

Swiveling corner deflection bow that prevents accidental cable spillage at changes in direction. The bow is positioned in the rotating body of the AP15 element by a specially turned stainless steel screw.

Material: stainless steel

AP15

Cod. 312-0600-0005

End element to create the starting and ending point of the lifeline. It is fixed on standard end supports, on special designed supports, and on PA and PAM plates for wall applications.

Material: aluminum alloy

AP4

Cod. 312-0600-0010

Intermediate element that can be installed in straight sections at intervals not exceeding 15 m, allows the connector to pass through by means of a sinusoidal movement. It can be fixed on standard intermediate supports, either on special ones or on PIA and PAM plates.

Material: aluminum alloy

AP-CAVO8

Cod. 611-1001-0000

Cable that allows the operator to move safely along its entire length. A blue stranded wire and a Genesi-marked band mark the original cables.

Material: Stainless steel

AP321

Cod. 312-0600-0009

Tensioner for cable locking and tensioning.

Material: Stainless steel

PA

Cod. 314-1005-0001



Plate for end and corner deflection elements used as support the wall or flat installations.

Material: aluminum alloy

PIA

Cod. 314-1005-0009




Plate for intermediate elements used as support in wall or flat installations.

Material: aluminum alloy

AP50C

Cod. 314-5005-0005



Flat base support for all line components. It consists of a pole with a maximum height of 50 cm, which can be adjusted in place, and a gabled shaped base for roofs with a maximum slope of 30%.

Material: cataphorized steel base and aluminum pole

AP100

Cod. 314-5001-0001



Reinforced flat base support for all line components. It consists of a pole with a maximum height of 100 cm, adjustable in place, and a socket base with a truncated-pyramidal side surface.

Material: cataphorized steel base and aluminum pole

PAM

Cod. 314-1005-0006



Universal wall plate for all lifeline elements and used at inside corners in installation walls.

Material: aluminum alloy

PAE

Cod. 314-1005-0005



Bracket support for all lifeline elements and used at outside corners in installation walls.

Material: aluminum alloy

AP500-PVC


Cod. 314-5005-0003



PVC sheathing support that ensures waterproof fastening and reduces installation time. It can be fixed on surfaces of limited thickness in CAP using the special kit consisting of 4 anchors.

AP500-BIT

Cod. 314-5005-0002



Support for bituminous sheathing that ensures waterproof fixing and reduces laying time. It can be fixed on surfaces of limited thickness in COP using the special kit consisting of 4 anchors.

PAD

Cod. 314-1005-0004



Double plate used as a support for two elements and is especially useful in the case of crossing between two separate lifelines.

Material: aluminum alloy

AP50

Cod. 314-5005-0001



Flat base support for all line components. It consists of a pole with a maximum height of 50 cm, adjustable in place, and a socket base.

Material: cataphorized steel base and aluminum pole

AP11

Cod. 312-0600-0004



Flashing to protect all supports with a pole section of 80 x 80 mm from water. An adhesive mousse with a thickness of 5 mm is supplied, which, interposed between the pole surface and the two flanges, prevents possible water infiltration.

Dimension: 151 x 151 x 30 mm (maximum overall dimensions)

AP500-ANC

Cod. 314-5005-0016



Kit 4 anchors for fixing AP500 in the presence of insulation.

AP500-DIST

Cod. 661-3003-0005



Kit 4 spacers for AP500 in the presence of insulation.

AP23

Cod. 314-2001-0001




Corrugated sheet metal plate adaptable to different corrugation pitches, from 240 to 390 mm.

Material: stainless steel

CP-AP

Cod. 612-1001-0031



Counterplate CP-AP designed for the application of AP100, AP50 and AP50C supports.

Material: cataphorized steel

AP25K-E

Cod. 314-2001-0004

AP25K-B

Cod. 314-2001-0003

AP25K-Z

Cod. 314-2001-0005



Standing seam plate adaptable to different pitches of the fretwork, from 350 to 610 mm, attaches using 4 S-5 clamps with clamp type E, B or Z.

Material: stainless steel


TYPE E



TYPE B



TYPE Z





LIBERA LIFELINE SUPPORTS

Image for illustration only.
Lifelines work on surfaces within 15 degrees of inclination.
Blue anodised absorber available on request.

- | | | | |
|---|--|---|---|
| 1 | AP50C
Gable base support | 5 | PAD
Double plate |
| 2 | AP50
Flat-base support | 6 | PAE
Outer corner plate |
| 3 | AP23
Corrugated sheet metal plate | 7 | PAM
Plate for intermediate elements |
| 4 | AP25
PLATE for standing seam with clamp type E, B, Z | | |








EXAGON LIFELINE

The Genesi Exagon lifeline is an anchor device in 15, 30 and 45 metre kits that complies with the technical standard EN 795:2012 Type C and can be used by 3 operators at the same time, in accordance with the technical specification CEN/TS 16415:2013 and UNI 11578:2015.

A complete, ready-to-install solution designed to best combine high technical performance and sealing performance with ease of installation and the availability of all essential components in a single kit.

Safety and convenience for a kit that is quick and easy to install.



FEATURES

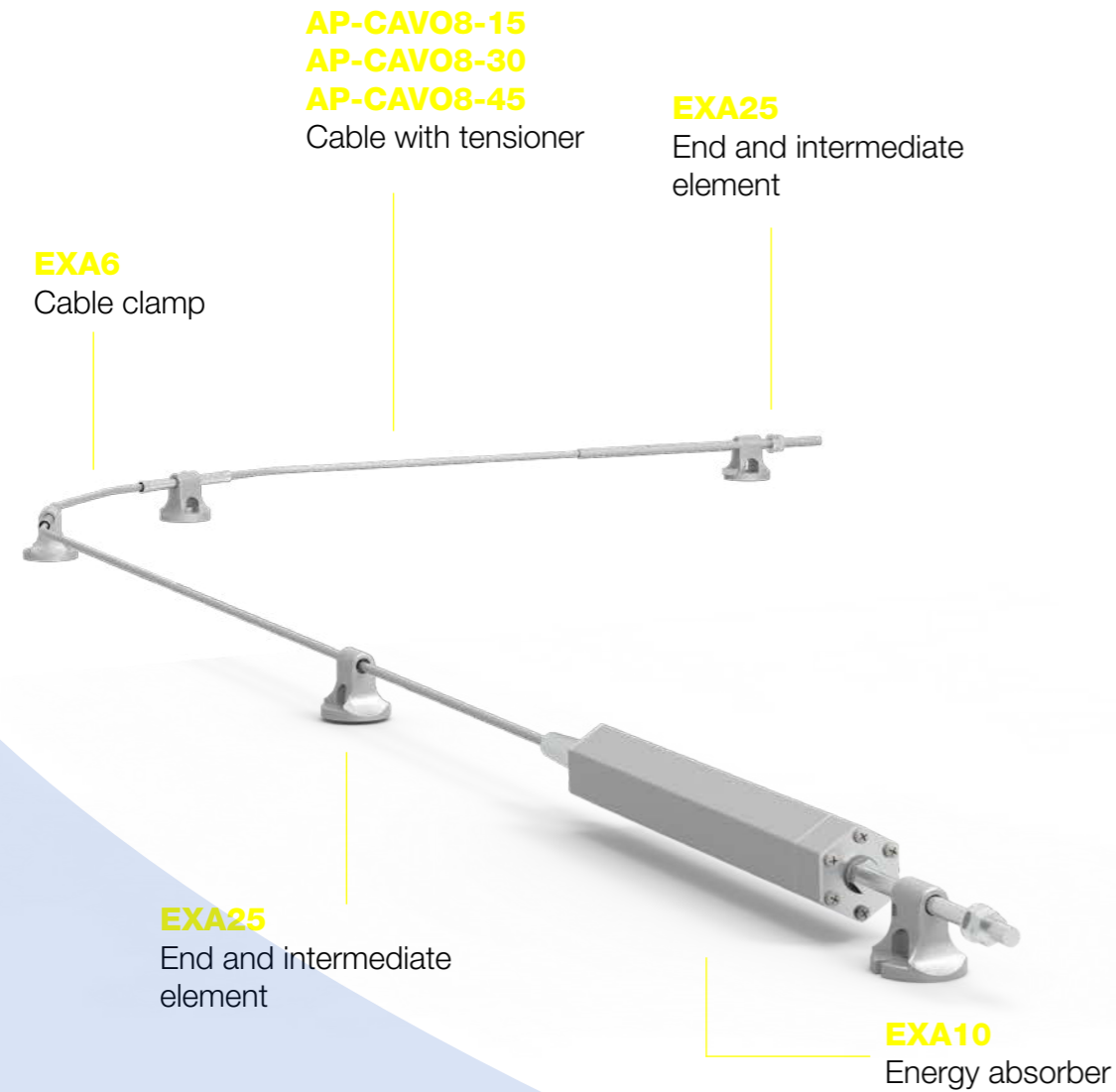
- Mechanical cable connection without crimping.
- 3 operators simultaneously.
- Possibility of direct fastening to the structure.
- Guaranteed constant tension.
- Reduced loads on structures in the event of a fall.
- Reduced installation time.
- Customised design of supports.
- Simple and quick installation.
- Noble materials.
- Minimal visual impact.



CONFORMITY

- EN 795:2012 Type C
- CEN/TS16415:2013 Type C
- UNI11578:2015

EXAGON



EXA-KIT15
Cod. 311-0100-0015

The kit for securing 15m, includes:

- 2 EXA25 Elements
- 15m of 8mm diam. cable with tensioner
- 1 EXA10 Absorber
- 1 mandatory CA00 placard
- Manufacturer's Information Note



EXA-KIT30
Cod. 311-0100-0030

The kit for securing 30m, includes:

- 3 EXA25 Elements
- 15m of 8mm diam. cable with tensioner
- 1 EXA10 Absorber
- 1 mandatory CA00 placard
- Manufacturer's Information Note



EXA-KIT45
Cod. 311-0100-0045

The kit for securing 45m, includes:

- 4 EXA25 Elements
- 15m of 8mm diam. cable with tensioner
- 1 EXA10 Absorber
- 1 mandatory CA00 placard
- Manufacturer's Information Note



EXA6
Cod. 312-0100-0004

Pair of elements to make a corner in the Exagon lifeline.

Material: stainless steel



ADA80

Cod. 312-0100-0007



Adapter for installation of Trilob line intermediate elements to AP50, AP50C and AP100 poles. It is attached to the pole by 4 self-tapping screws, provided with a washer and EPDM gasket.

Material: stainless steel

AP50

Cod. 314-5005-0001




Flat base support for all line components. It consists of a pole with a maximum height of 50 cm, adjustable in place, and a socket base.

Material: cataphorized steel base and aluminum pole

AP100

Cod. 314-5001-0001



Reinforced flat base support for use with the ADA80 adapter for all line components. It consists of a pole with a maximum height of 100 cm, adjustable in place, and a socket base with a truncated-pyramidal side surface.

Material: cataphorized steel base and aluminum pole

EXA20

Cod. 314-3003-0002



Bracket support designed for CLS walls, steel or wooden structures. Bracket with Dimension 170x170 mm and a thickness of 8 mm.

Material: cataphorized and painted steel

AP50C

Cod. 314-5005-0005



Gabled base support for use with the ADA80 adapter for all components in the line. It consists of a pole with a maximum height of 50 cm, which can be adjusted in place, and a shaped gabled base for roofs with a maximum slope of 30%.

Material: cataphorized steel base and aluminum pole

EXA50

Cod. 314-5005-0008



Flat base support for all line components. It consists of a pole with a height of 50 cm and a tumbler base.

Material: cataphorized and painted steel

EXA50C

Cod. 314-5005-0009




Gabled support for all line components. It consists of a post with a height of 50 cm and a shaped gabled base, which is ideal for ridges in double-pitch steel or brick/CLS roofing.

Material: cataphorized and painted steel

PL23

Cod. 314-2005-0013




Corrugated sheet metal plate adaptable to different corrugation pitches, from 240 to 390 mm.

Material: stainless steel

PL25-E

Cod. 314-2005-0016



PL25-B

Cod. 314-2005-0015

PL25-Z

Cod. 314-2005-0017

Standing seam plate adaptable to different pitches of the fretwork, from 350 to 610 mm, attaches using 4 S-5 clamps with clamp type E, B or Z.

Material: stainless steel

EXA50S

Cod. 314-5005-0010




Support with narrow base for all line components. It consists of a pole with a height of 50 cm and a flat, narrow base ideal for wooden ridges.

Material: cataphorized and painted steel

CP-AP

Cod. 612-1001-0031



Counterplate CP-AP designed for the application of AP100, AP50 and AP50C supports.

Material: cataphorized steel

TYPE E



TYPE B



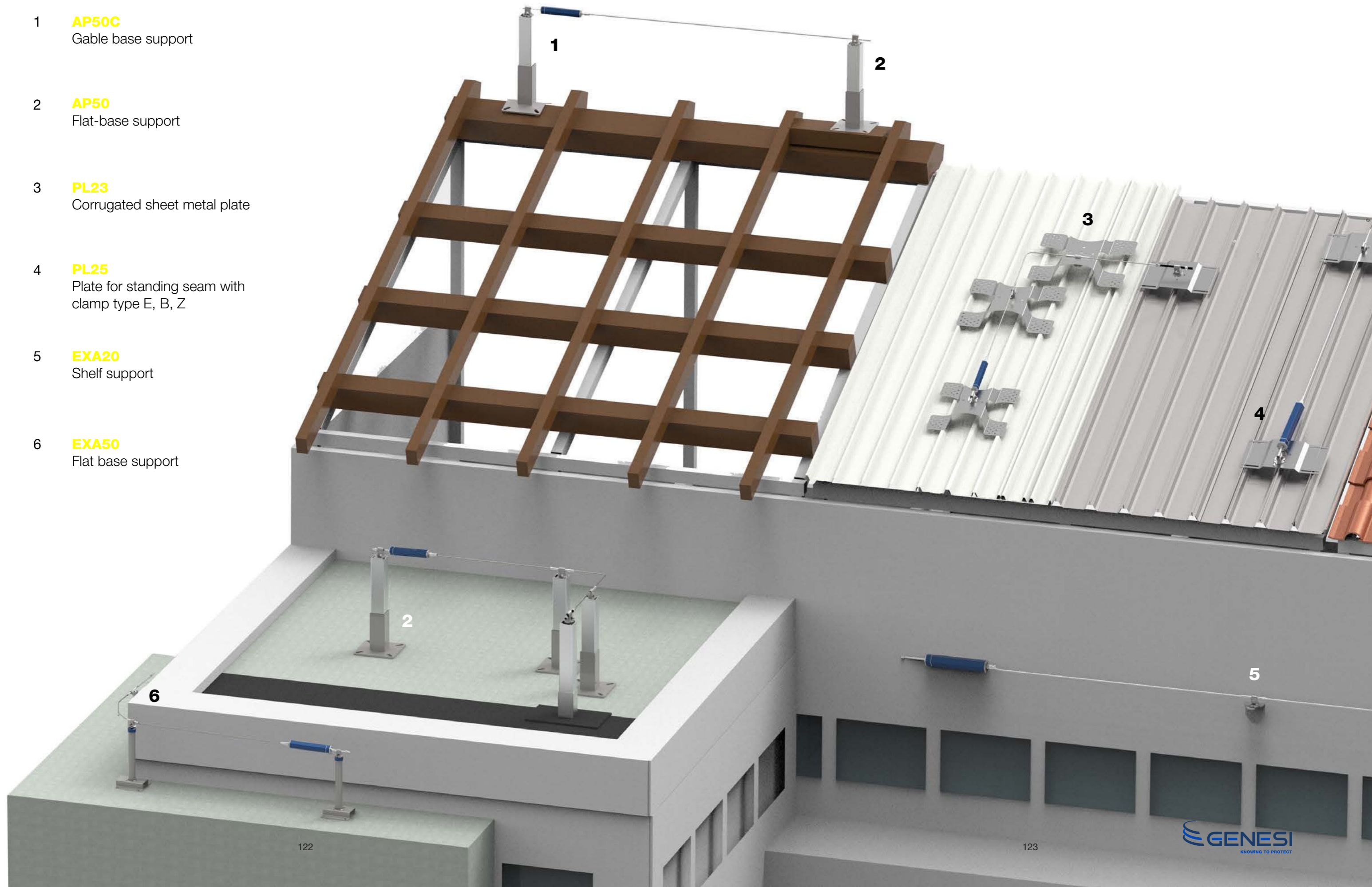
TYPE Z





EXAGON LIFELINE SUPPORTS

Image for illustration only.
Lifelines work on surfaces within 15 degrees of inclination.
Blue anodised absorber available on request.

- 1 **AP50C**
Gable base support
- 2 **AP50**
Flat-base support
- 3 **PL23**
Corrugated sheet metal plate
- 4 **PL25**
Plate for standing seam with clamp type E, B, Z
- 5 **EXA20**
Shelf support
- 6 **EXA50**
Flat base support







ALLUKEMI PLUS LIFELINE

The name Allukemi comes from the fusion of the words Aluminium and Ukemi. Aluminium is the material chosen to guarantee lightness and strength to the components of this line while Ukemi is the art of falling in some martial disciplines. Allukemi combines the lightness of aluminium with optimum protection performance in the event of a fall.

The Genesi Allukemi Plus lifeline is an anchor device with non-deformable energy absorber that complies with EN 795:2012 Type C, CEN/TS16415:2013 and UNI11578:2015 and is designed to protect up to 4 operators simultaneously.

Genesi Allukemi Plus, thanks to its characteristics, is also suitable for use during rescue operations, thus facilitating them.



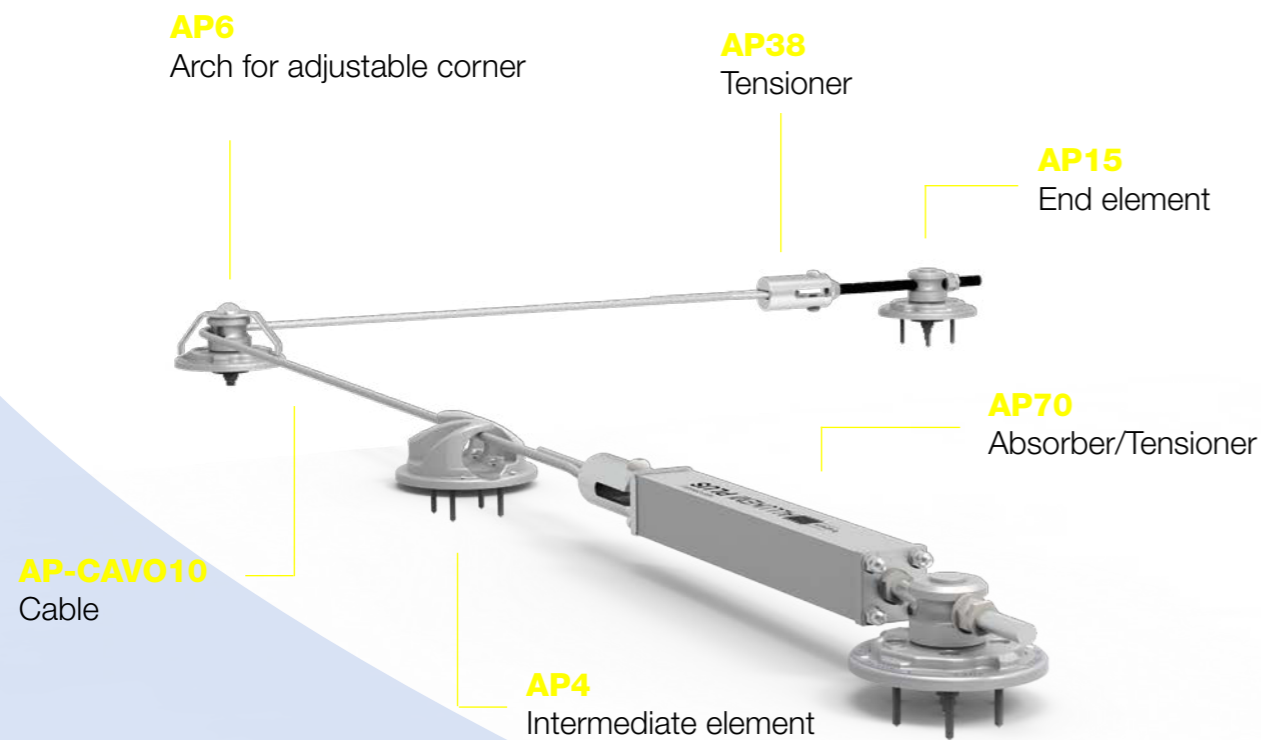
FEATURES

- Certified for 4 operators.
- Customised design of supports.
- Ergonomic.
- Lightweight.
- Simple and quick installation.
- Noble materials.
- Non-deformable absorber.

CONFORMITY

- EN 795:2012 Type C
- CEN/TS16415:2013 Type C
- UNI11578:2015

ALLUKEMI PLUS



AP-CAVO10
Cable

AP6
Arch for adjustable corner

AP38
Tensioner

AP15
End element

AP70
Absorber/Tensioner

AP4
Intermediate element



AP70

Cod. 312-0700-0001

Energy absorber/tensioner block to reduce kinetic energy in the event of a fall by cushioning the impact. It also performs the function of a tensioner for proper cable tensioning.



AP6

Cod. 312-0600-0013

Swiveling corner deflection bow that prevents accidental cable spillage at changes in direction. The bow is positioned in the rotating body of the AP15 element by a specially turned stainless steel screw.

Material: stainless steel



AP15

Cod. 312-0600-0005

End element to create the starting and ending point of the lifeline. It is fixed on standard end supports, on special designed supports, and on PA and PAM plates for wall applications.

Material: aluminum alloy



AP4

Cod. 312-0600-0010

Intermediate element that can be installed in straight sections at intervals not exceeding 15 m, allows the connector to pass through by means of a sinusoidal movement. It can be fixed on standard intermediate supports, either on special ones or on PIA and PAM plates.

Material: aluminum alloy



AP-CAVO10

Cod. 611-1002-0000

Cable that allows the operator to move safely along its entire length. A blue stranded wire and a Genesi-marked band mark the original cables.

Material: stainless steel



AP38

Cod. 312-0700-0002

Tensioner for locking and tensioning the cable. Cable clamp and wedge for proper installation are also provided.

Material: stainless steel tensioner, aluminum alloy extrusion cable locking system and stainless steel wedge.

PA

Cod. 314-1005-0001



Plate for end and corner deflection elements used as support the wall or flat installations.

Material: aluminum alloy

PIA

Cod. 314-1005-0009




Plate for intermediate elements used as support in wall or flat installations.

Material: aluminum alloy

BAX1410

Cod. 314-5005-0007




A reinforced flat-base stand used as a support for all line components, it consists of an aluminum pole and a tumbler base with a truncated-pyramidal side surface.

Material: stainless steel base; aluminum alloy extension pole

CP-AP

Cod. 612-1001-0031



CP-AP counterplate designed for the application, if necessary, of the BAX1410 holder.

Material: cataphorized steel

PAM

Cod. 314-1005-0006



Universal wall plate for all lifeline elements and used at inside corners in installation walls.

Material: aluminum alloy

PAE

Cod. 314-1005-0005



Bracket support for all lifeline elements and used at outside corners in installation walls.

Material: aluminum alloy

PAD

Cod. 314-1005-0004



Double plate used as a support for two elements and is especially useful in the case of crossing between two separate lifelines.

Material: aluminum alloy

AP11

Cod. 312-0600-0004



Flashing to protect all supports with a pole section of 80x80 mm from water. An adhesive mousse with a thickness of 5 mm is supplied, which, interposed between the pole surface and the two flanges, prevents possible water infiltration.

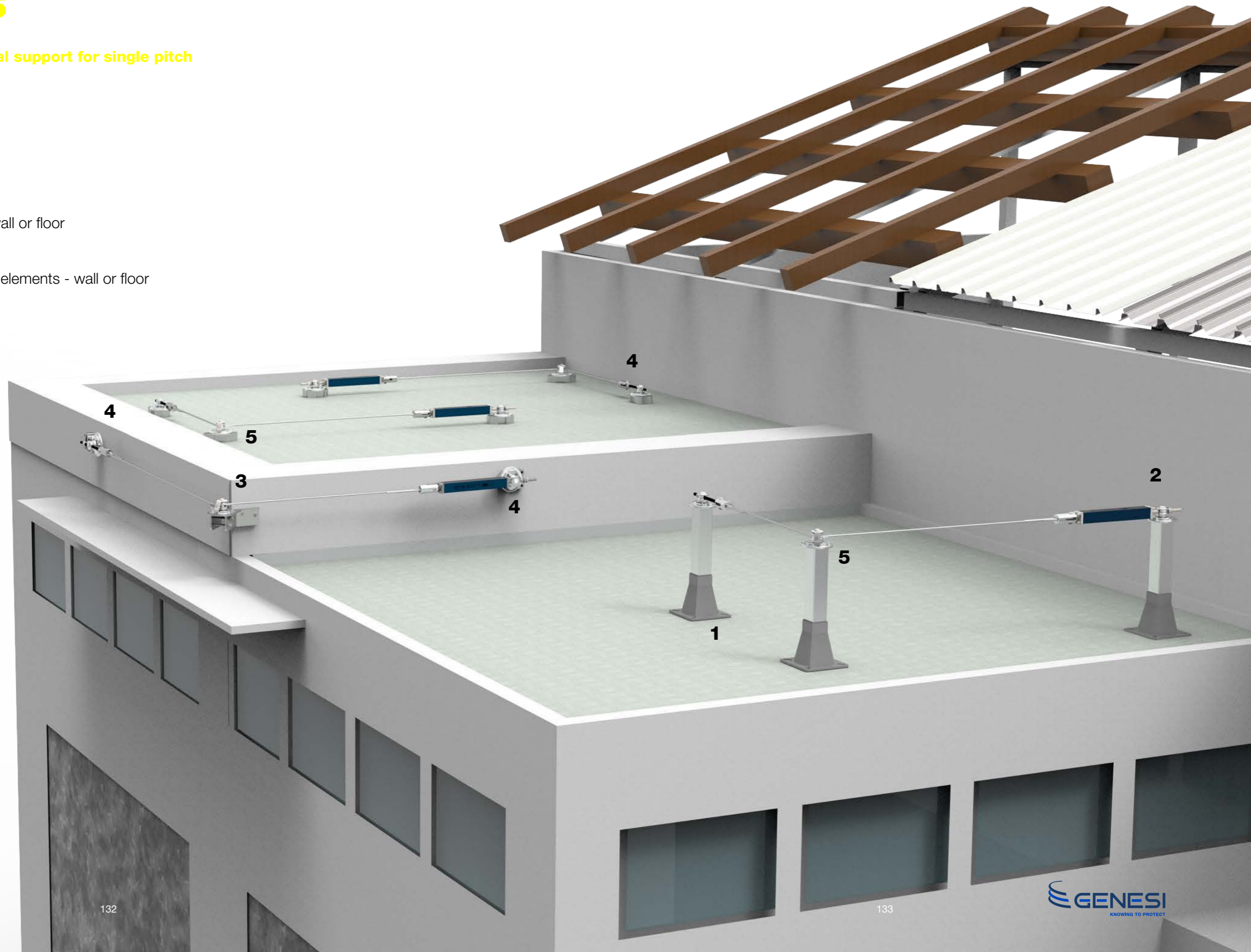
Dimension: 151 x 151 x 30 mm (maximum overall dimensions)



ALLUKEMI PLUS LIFELINE SUPPORTS

- 1 **BAX1410 or special support for single pitch**
Flat base support
- 2 **PAD**
Double plate
- 3 **PAE**
External corner plate
- 4 **PA**
End element plate - wall or floor
- 5 **PIA**
Plate for intermediate elements - wall or floor

Image for illustration only.
Lifelines work on surfaces within 15 degrees of inclination.
Blue anodised absorber available on request.





SPECIAL SUPPORTS FOR ALL THE LIFELINES

ST10



Double-pitch support for fixing on masonry and planking.

Material: stainless steel base, aluminum alloy pole

ST90



Braced support.

Material: stainless steel base, aluminum alloy pole

ST20



Double pitch support for fixing on concrete or wooden beam.

Material: stainless steel base, aluminum alloy pole

SCA-ALU



Concrete casting support (SCA-ALU) for all lifeline elements. Designed to be incorporated into the casting of reinforced or prestressed concrete elements (CA or CAP).

Material: aluminum alloy.

ST40



Single pitch inclined support.

Material: stainless steel base, aluminum alloy pole

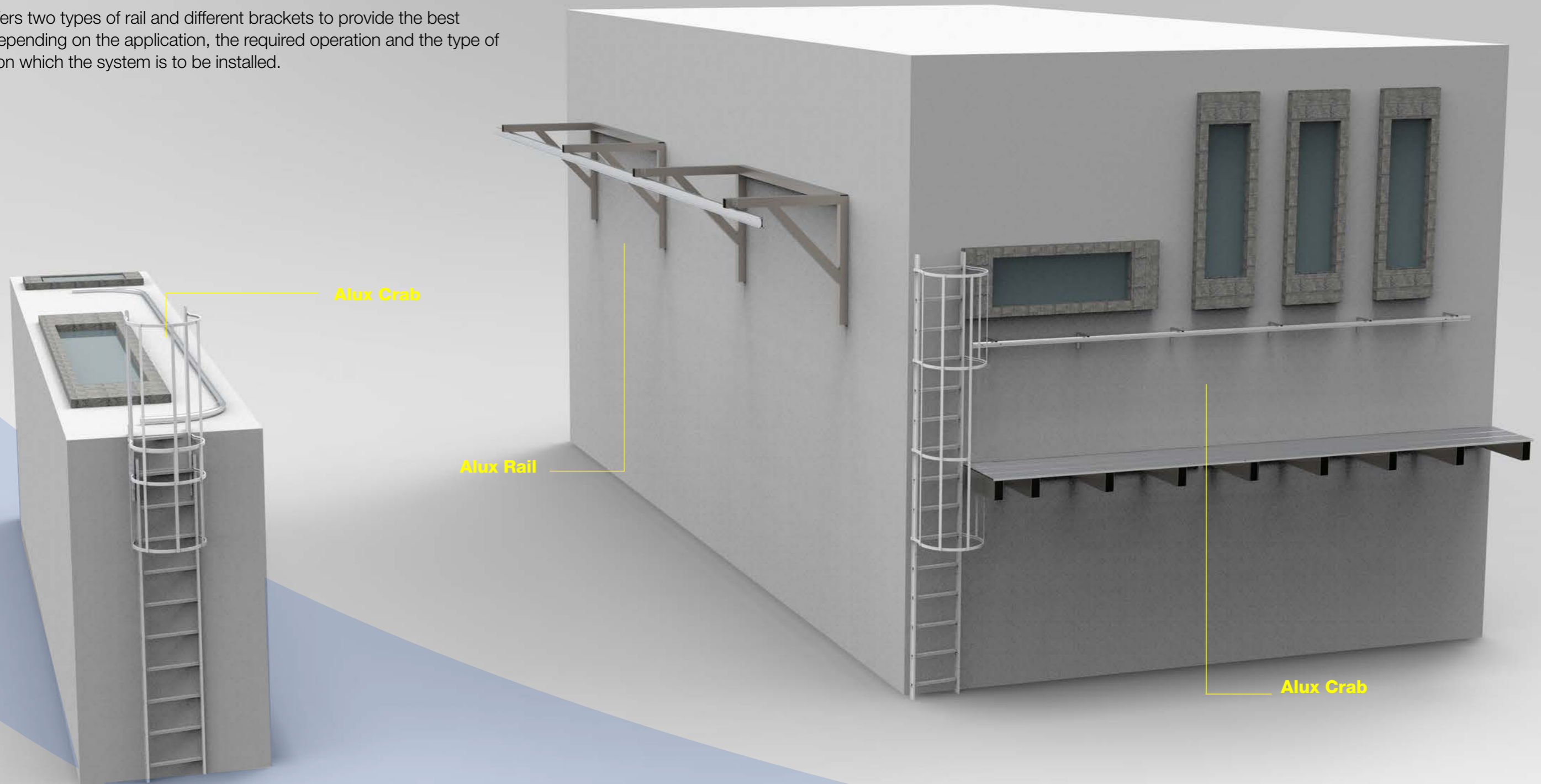


ALUX RAIL E CRAB

Genesi's D-type anchor devices are designed to provide complete protection for operators exposed to the risk of falling.

Genesi rails are made of anodised aluminium, a light and strong material, and allow you to move smoothly and safely from one point to another in a straight or curved path without the need for special operations.

Genesi offers two types of rail and different brackets to provide the best security depending on the application, the required operation and the type of structure on which the system is to be installed.



ALUX RAIL


Genesi Alux Rail is an anchor device that complies with EN 795:2012 Type D, CEN/TS16415:2013 and UNI11578:2015 and can protect up to 4 operators.

Genesi AluxRail can be fixed to the structure with ceiling or wall brackets; in the case of fall protection use, as many as 10 metres can be secured with only two brackets thanks to the fact that Alux Rail allows a maximum distance between fixings of 8 metres and an overhang of 1 metre on the end supports.

In the case of suspended work, the maximum distance between fixings is reduced to 3 metres.

Genesi has designed three mobile anchor points (trolleys) to be defined according to usage needs: for fall protection, for use in suspended work and for applications in potentially explosive environments.

AluxRail is available in an ATEX version for installation in potentially explosive environments in accordance with Directive 2014/34/EU and EN 80079-36:2016 and EN 80079-37:2016 class II cat. 2. It can also be used in zone 1 for dust-based and gas-based explosive atmospheres (group II2G, II2D).



FEATURES

- Non-deformable system.
- 4 operators.
- Use in suspended works.
- ATEX certified.
- Reduced running costs.
- High product durability.
- Fixings every 8 meters.

CONFORMITY

- EN 795:2012 Type D
- CEN/TS16415:2013
- UNI11578:2015
- ATEX: EN ISO 80079-36:2016; EN ISO 80079-37:2016

ALUX RAIL

XR22
Ceiling bracket

XR01
ALUX RAIL

XR21
Junction

XR02
90° Curve

XR20
Fixed end stop

XR10
Fall arrest trolley

XR20
Fixed end stop

XR01

Cod. 322-0100-0001



Rail with special profile that forms the main element of the system and must be attached to the main structure.

Material: aluminum extrusion
Length: poles of max 8 m

XR02

Cod. 322-0100-0002



90° curve designed to adapt the rail geometry to that of the building. It consists of a straight section 500 mm long on each side of the curve, used to insert the junction element into the system, and a curved section with a minimum radius of 600 mm.

Material: aluminum extrusion
Corner: 90° | **Radius:** 600 mm

XR21

Cod. 322-0100-0013



Junction designed to connect two sections of rail and thanks to an EPD insert that provides continuity and facilitates locking and positioning in the rail. Grooves in the rail profile further facilitate proper positioning of the screws.

Material: stainless steel ed EPDM

XR20

Cod. 322-0100-0012



Fixed trolley stop used to prevent accidental exit of the mobile anchor device. The use of the two blocks, prevents the removal of the trolley.

Material: aluminium ed EPDM

XR03

Cod. 322-0100-0003



135° curve designed to adapt the rail geometry to that of the building. It consists of a straight section 500 mm long on each side of the curve, used to insert the junction element into the system, and a curved section with a minimum radius of 600 mm.

Material: aluminum extrusion
Angolo: 135° | **Raggio:** 600 mm

XR10

Cod. 323-0100-0001



Mobile anchor device designed to move on the ceiling and slide along the rail thanks to Teflon wheels. It is essential for the use of the rail.

Material: Stainless steel and aluminum casing with 4 high-slip Teflon wheels

XR14

Cod. 324-0100-0018



Facade shelf support to support all system loads.

Material: stainless steel

XR22

Cod. 324-0100-0022



Plate for fixing the system to the ceiling.

Material: stainless steel

XR10S

Cod. 323-0100-0003



Mobile anchoring device for suspended work designed to be used in combination with XR10. It is equipped with a plate with two brakes to allow work in suspension. The secondary cord must be connected to XR10.

Material: Stainless steel and aluminum casing with 4 high-slip Teflon wheels.

XR10A

Cod. 323-0100-0002



Mobile anchor device for ATEX environment, slides along rail with Teflon and brass wheels.

Material: stainless steel and aluminum casing with 2 high-slip Teflon wheels and 2 brass wheels.

XR40

Cod. 322-0100-0014



Cover to protect retractable systems installed in outdoor environment, contributes to the efficiency of the system over time.


Material: aluminium

XR30

Cod. 322-0100-0015



Fixings.



ALUX CRAB RAIL

The Genesi Alux Crab rail is an anchor device that complies with EN 795:2012 Type D, CEN/TS16415:2013 and UNI11578:2015 standards and allows the protection of up to 3 operators.

Made of a special anodized aluminum alloy, its profile has been specially designed to ensure light weight, great versatility in design, ease of installation and low visual impact. AluxCrab can be installed on the ceiling, wall or floor with a maximum distance between fixings of 3 meters, and the joint can be made at any point in the span between two fixings.

A range of curves, fasteners and special brackets are available, which can also be designed ad hoc, to make the rail a safe anchor that is fully integrated and can be integrated into the structure to be secured. AluxCrab can be used with the dedicated mobile anchor point, XC10A, made of stainless steel with excellent mechanical and chemical resistance characteristics.

The XC10A trolley was developed to ensure excellent sliding in all three types of installation thanks to the special brass-coated rolling bearings.

AluxCrab is made of materials that prevent the accumulation of electrostatic charges and the generation of triggers and can be configured in the version for suspended work with fasteners placed at most every 1.5 meters. In the application for suspended work, two trolleys must be used, one of which is equipped with a special brake to stop movement on the rail.




FEATURES

- Up to 3 operators.
- Maximum distance between fixings: 3 m.
- Low deflection Anodized aluminum.
- Absorbs any expansion/contraction.
- Wide range of supports and possibility of ad hoc design.
- Possibility of direct installation on structure.

CONFORMITY

- EN 795:2012 Type D
- CEN/TS16415:2013
- UNI11578:2015



ALUX CRAB RAIL



XC01

Cod. 322-0832-0001



Binary designed to provide protection for up to three operators with a system of compact dimensions and low visual impact, which can be installed on the ceiling, wall or floor.

Material: aluminum extrusion
Length: poles of max 3 m

XC02

Cod. 322-0832-0002



Component that enables a 90-degree curve in ceiling and floor, left and right.

Material: aluminum extrusion
Angle: 90°

XC20

Cod. 322-0832-0006



Fixed end stop used to prevent accidental exit of the movable device, and the use of the two blocks, prevents its removal from the rail.

Material: alluminio, stainless steel ed EPDM

XC21

Cod. 322-0832-0007



Junction designed to connect two sections of rail, thanks to an EPD insert that provides continuity and facilitates locking and positioning in the rail. Only one splice can be made between two fasteners.

Material: stainless steel ed EPDM

XC03

Cod. 322-0832-0003



Component for making an internal 90° curve in wall installations.

Material: aluminum extrusion
Angle: 90°

XC04

Cod. 322-0832-0004



Component for making an external 90° curve in wall installations.

Material: aluminum extrusion
Angle: 90°

XC31

Cod. 322-0832-0009



Clamp with double fasteners XC31 for wall and floor installations and for making rail end fasteners.

The free rail section (cantilevered) should never exceed 20 cm from the end fasteners.

Material: stainless steel

XC32

Cod. 322-0832-0010



Intermediate clamp used as intermediate in wall and floor installations and can also be used as terminal in ceiling installations.

Material: stainless steel

XC10A

Cod. 323-0832-0001



Mobile anchor device designed to be used individually in fall arrest configuration or in pairs (two XC10A) for suspended work.

Material: stainless steel with 4 high-slip wheels

XC19

Cod. 322-0832-0005



Openable end stop used to prevent accidental exit of the mobile anchor device (XC10A) and, at the same time, allow its insertion. The device is designed so that it can only be opened by two voluntary movements and closes automatically upon release.

Material: aluminum extrusion

XC30

Cod. 322-0832-0008



Carpentry direct attachment insert designed for use in ceiling, floor or wall installations.

Material: stainless steel



INSTALLATION EQUIPMENT

AP00

Cod. 623-1000-0002



Verification kit for installation and maintenance consisting of:

- Anchoring verification sensor (Art. SVAN) to test extraction resistance of threaded poles.
- Traction verification sensor (art. SVTR) for static functional testing of lifeline on cable.
- Tension verification sensor (Art. SVTE) to check cable tension during assembly and maintenance phases.
- Tablet on which the software that processes sensor data is installed, according to reference regulations.
- BTU transponder enables wireless communication between the cell and the tablet.

RANA

Cod. 623-1000-0005



Self-clamping tool used in combination with the lever hoist to easily tension the lifeline cable.



TIRARANA

Cod. 623-1000-0008

Lever hoist for self-clamping tool used in combination with the self-clamping tool to easily tension the lifeline cable.

NOTE:



Catalog - FP Rev. 05-24
*PLEASE NOTE: The information contained in this catalog is subject to change without notice from Genesi®.

Address

Via Donizetti,
109/111 - 24030
Brembate di Sopra (BG) Italy

Contacts

T. +39 035 620380
F. +39 035 6220438
info@genesiprotection.com

Social Media

Facebook: [facebook.com/Genesi Protection](https://facebook.com/Genesi%20Protection)
Instagram: [instagram.com/Genesi Protection](https://instagram.com/Genesi%20Protection)
Linkedin: [linkedin.com/Genesi Protection](https://linkedin.com/Genesi%20Protection)