



# Fall Protection

## Catalogue



# Knowing to protect





# Innovation, quality, and efficiency: Genesi solutions

## 1.

### The Genesi system

|                                 |    |
|---------------------------------|----|
| The Genesi system               | 6  |
| The values of Genesi Protection | 8  |
| Research & Development          | 10 |
| Production                      | 11 |
| Genesi partners worldwide       | 12 |
| Genesi Academy                  | 14 |
| Fall risk                       | 16 |

## 2.

### Collective protection

|                       |    |
|-----------------------|----|
| Guardrail SK-21       | 24 |
| Guardrail SK-73       | 46 |
| Allukemi Step gangway | 66 |

## 3.

### Fall protection devices

|                         |     |
|-------------------------|-----|
| Vertical X 2.0 lifeline | 76  |
| Caged ladders           | 82  |
| LadderCrab-I ladder     | 84  |
| Anchor points           | 88  |
| Trilob lifeline         | 98  |
| Libera lifeline         | 108 |
| Exagon lifeline         | 120 |
| Allukemi Plus lifeline  | 130 |
| Special supports        | 140 |
| Alux Rail system        | 144 |
| AluxCrab system         | 152 |
| AluxCrab V system       | 160 |

## 4.

### Accessories

|                        |     |
|------------------------|-----|
| Installation equipment | 164 |
|------------------------|-----|



# The journey of Somain Italia continues with Genesi: Knowing to Protect

We embarked on our journey with Somain Italia over 20 years ago, carrying forward a vision: to be the arm that saves lives and protects the dreams of those who work. This vision, nurtured by values such as the centrality of human life, a passion for innovation, and a commitment to spreading a culture of safety, has marked our growth and development.

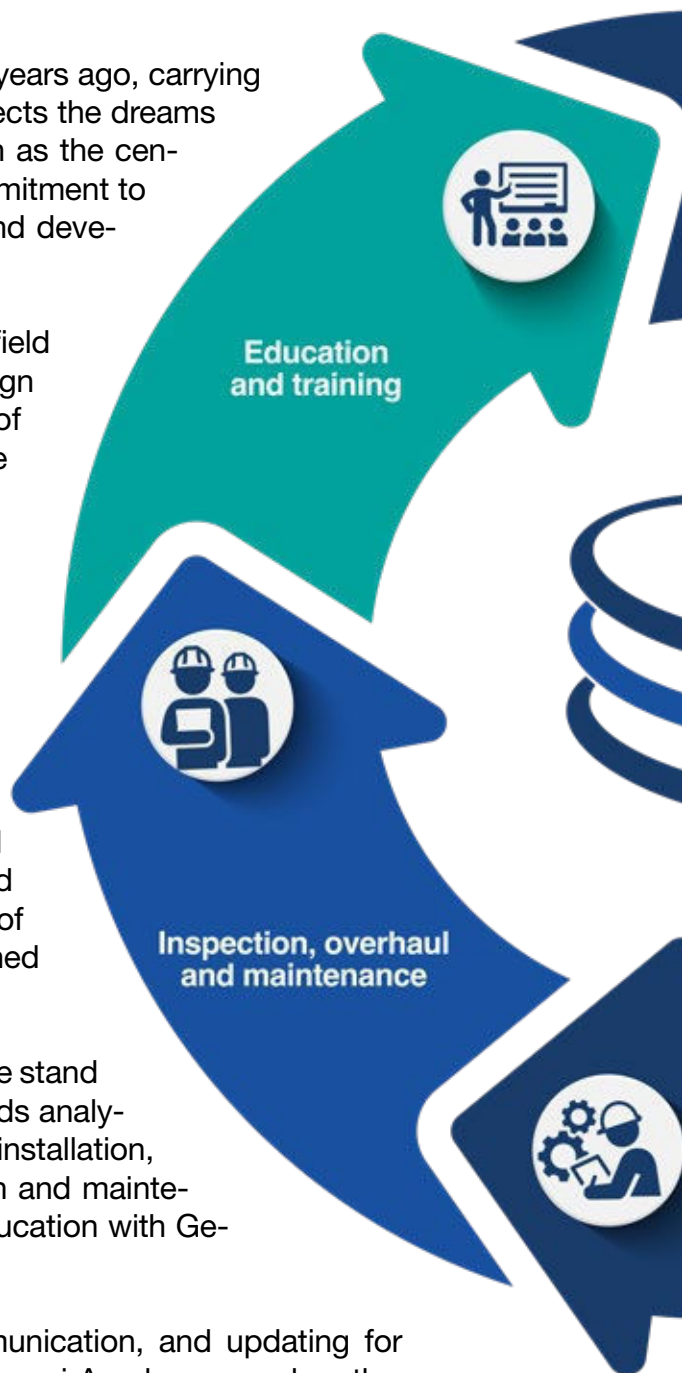
Over time, we have gained extensive experience in the field of workplace safety, becoming a benchmark for the design and implementation of solutions that protect the lives of people working at height or in confined spaces. We have always supported the fundamental right to work safely and have committed ourselves to ensuring that all workers can return home safe and sound every day.

Our mission has evolved over time, leading to the creation of Genesi, a group of people that represents the sum of the experiences, skills, and professionalism we have acquired over the years.

Genesi was born from the desire to redefine customer centrality, responding to their needs with innovative and high-quality solutions. With commitment, enthusiasm, and a spirit of innovation, we have embraced the challenge of constantly improving the safety of those working in confined spaces and at height.

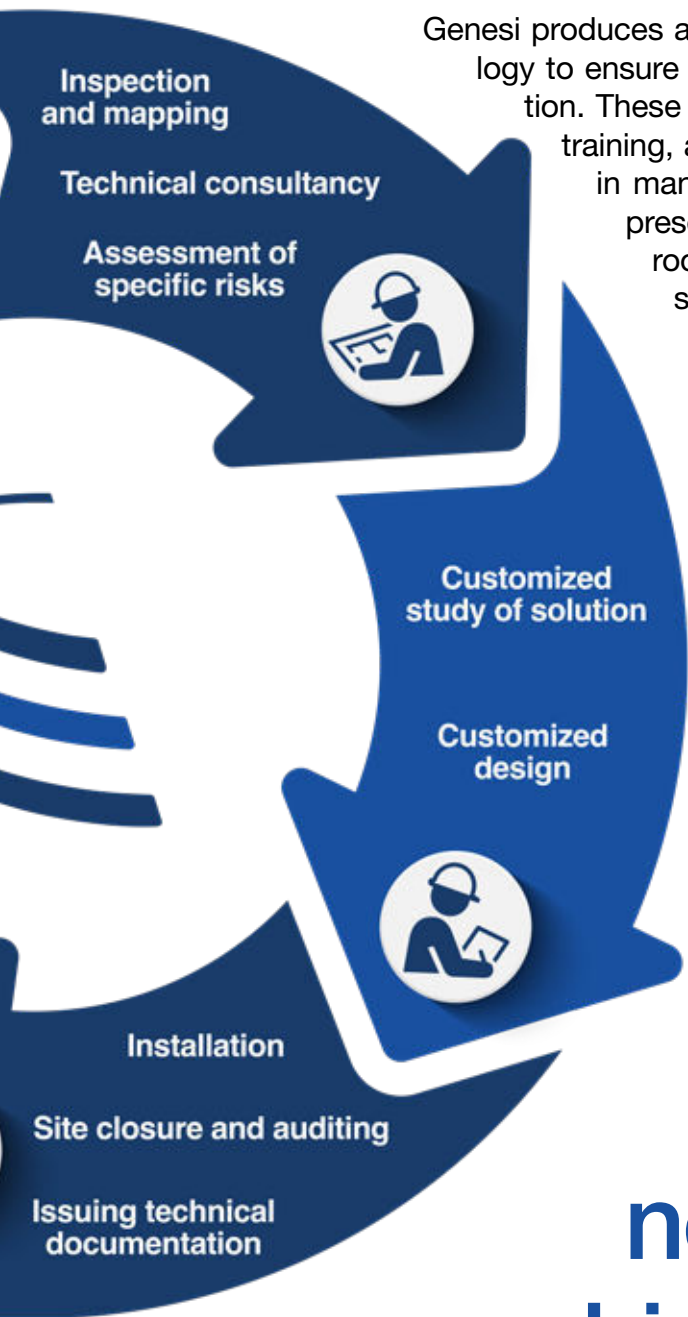
Genesi is not just a manufacturer of protective devices; we stand by our clients during the consultancy phase through needs analysis and risk assessment, solution definition, design and installation, ensuring full efficiency of the devices through inspection and maintenance, and caring for people by offering training and education with Genesi Academy.

Genesi Academy is the epicenter of interaction, communication, and updating for anyone working at height and in confined spaces. At Genesi Academy, one has the opportunity to explore the most suitable solutions for all needs and situations, acquiring the theoretical and practical skills necessary to safely face any scenario. The proposed solutions stem from competence and passion with a fundamental mission: to protect human life. Genesi Academy pursues



this goal by spreading knowledge through a widespread network of training centers across the territory, ensuring the same high-quality standard of the courses offered everywhere. The Genesi Academy training center is IRATA certified, an unmistakable mark of excellence in rope work. This is complemented by three international certifications that define the company's identity: ISO 9001 confirms the adoption of a high-level quality management system; ISO 14001 represents environmental responsibility and a concrete commitment to reducing the impact of activities carried out; ISO 45001 establishes dedication to workplace safety, based on risk identification and the implementation of preventive measures that ensure the continuous improvement of the health and safety of collaborators and all involved parties.

Genesi produces a range of cutting-edge products that utilize IoT technology to ensure continuous connectivity and detailed real-time information. These devices, integrated with consulting services, NFC tags, training, and support, are designed to assist partners and clients in managing and preventing workplace accidents. Genesi represents the evolution of Somain Italia: a renewed promise, rooted in twenty years of experience and aimed at the constant pursuit of excellence. It is an environment where teamwork, shared goals, and values make a difference. A place of continuous growth, where new opportunities and technologies are discovered thanks to an insatiable thirst for innovation.



# Welcome to this new era, the era in which Somain brings Genesi to life.





# The values of Genesi Protection

## Vision

*To be the voice that spreads knowledge  
and conveys the ability to face every work challenge  
with maximum protection.*

## Mission

*Designing and implementing solutions that integrate training,  
services and products to protect people's lives.  
Spreading the culture of the right to safety so that working people  
can return home safe and sound every day.*

## Skills

Being constantly updated, trained, and ready to respond to the needs of our clients quickly and comprehensively. Fulfilling one's duties and sharing experiences, promoting rational and constructive criticism.

## Reliability

Consistently meet commitments by knowing how to organize and complete your work with punctuality and precision. Perform your duties while respecting roles, rules, objectives, methods, and processes.

## Communication

Knowing how to listen and ask questions, give and request feedback. Knowing how to share information clearly and concisely, choosing an effective and appropriate method.

## Respect

Safeguard the company's assets and defend our strategic choices, taking care of people, their ideas, needs, and also their time.

## Sustainability

Knowing how to change one's habits by using resources, investments, and technological integration to enhance not only current potential but also future potential. Meeting the needs of the present generation without compromising the ability of future generations to fulfill their own. Supporting the well-being of workers by promoting their training, organizing inclusive activities with the aim of integration. Protecting the environment through small and large daily actions by reducing waste and enhancing the value of consumable and production materials.

## Innovation


Set ambitious goals and be forward-thinking. Seek new milestones and overcome difficulties to continue growing. Know how to temporarily eliminate our habits to go beyond customer needs. Seek improvement to continue ensuring high levels of quality. Leave nothing to chance.





## R&D

The Research and Development department and the Technical Office are constantly engaged in the design and implementation of new safety devices in compliance with industry regulations. The ability to provide innovative solutions in an increasingly complex and ever-changing context is essential to ensure the highest level of protection and ergonomics. The design involves a careful evaluation of construction materials and finishes to ensure structural resistance and resistance to external agents, sustainability, and lightness. Particular attention is paid to ease of transport, installation, and use. Each device is conceived with a high level of attention to detail.



To achieve these results, Genesi uses cutting-edge specific software and an area of 1500 m<sup>2</sup> dedicated to internal testing. Here, the devices undergo rigorous tests with standards higher than those imposed by industry regulations. Subsequently, the products are tested at independent third-party laboratories and approved by a notified body. Quality and reliability are an absolute priority to ensure the full protection of operators working in confined spaces and at height.

# Production

The Production department collaborates daily with Research and Development and the Technical Office to develop devices and define the best assembly, control, and release procedures for the products. All Genesi devices are equipped with NFC tags to ensure traceability, allowing the end user to access up-to-date documentation in real-time via tablet or smartphone.

The Lean philosophy does not represent a goal, but a process of continuous improvement. The production department is organized according to these principles, employing modern equipment to work, process, and mark metals, and adopting cutting-edge processes to reduce waste and optimize efficiency.

The warehouse is structured to promptly meet the demands for standard products and to manage on-demand needs quickly and effectively, thanks to a large stock of finished and semi-finished products of mobile anchoring devices for confined spaces and personal and collective fall protection systems. Constant innovation allows these departments



to keep pace with the needs of an ever-evolving market, ensuring increasingly effective solutions for worker safety.



# Genesi partners worldwide



In an increasingly globalized world, looking beyond national borders means creating synergies that allow for the merging of complementary skills to enhance the culture of safety, consistently ensuring the quality of projects and installations worldwide. All Genesi solutions are designed to meet the needs of European and non-European mar-

kets, adapting to the regulatory and cultural specificities of each territory. For this reason, the network of selected distributors who share the company's values, objectives, and common vision is fundamental. The map, continuously updated, highlights the presence of all Genesi partners worldwide.





# Genesi Academy

## Knowledge that protects




Genesi Academy aims to spread the culture of safety to all workers. This is our mission, a motivation fueled by the founding values of Genesi and strengthened by the expertise of engineers, technicians, installers, and expert high-altitude workers, combined with the experience of Irata International certified technicians.

### **In what way?**

How? Genesi Academy has developed a comprehensive and diversified training offer of courses for those who perform activities at height and in confined spaces, designed to accompany trainees along a growth path that can take them from the first basic notions to the ability to manage one or more work teams in any situation, including emergencies. We are able to train and best prepare operators

employed in work at height and in confined spaces and qualify personnel for installation and maintenance to ensure compliance with current local legislation and technical reference standards. Genesi Academy is able to deliver its courses directly at the client's site, operating in real scenarios or through a specially equipped vehicle (GAM - Genesi Academy Mobile). Genesi Academy can rely on a state-of-the-art training center at its headquarters capable of reproducing countless scenarios and certified by IRATA International for suspended work. Additionally, in Italy, it has affiliated a series of training centers that guarantee the same high-quality standard.





# Fall risk

Fall Risk For over 20 years, Genesi has been protecting operators at risk of falling by researching the best protective solution, taking into due consideration, among other parameters, the geometry of the work environment and the ergonomics of the solution itself.

For Genesi, protecting operators from fall risk means designing, certifying, producing, installing, and maintaining fall protection systems while adequately training workers.

The ideal fall protection solution is one that prevents the operator from falling by using collective protection systems and devices that eliminate fall risk, such as guardrails, walkways, and overpasses.

If eliminating the risk is not possible, it is necessary to individually protect the operator by using personal protective equipment and designing the system to prevent falls: a restraint system.

If the type of activity does not allow working in restraint, the system must be designed to cushion the effects of a fall, preventing the worker from impacting the surface and mitigating the effects of the stop: a fall arrest system.



# Genesi systems

The Genesi systems for collective and individual protection are robust, ergonomic, easy to install and use.

Approved by third-party entities, thanks to their modularity and wide range of supports, they adapt to the most varied geometries of the structure to be secured.



The adaptability and design that characterize our solutions, combined with compact forms and low visual impact, allow Genesi systems to integrate perfectly into the installation con-

text, making them ideal in buildings with high historical or aesthetic value.

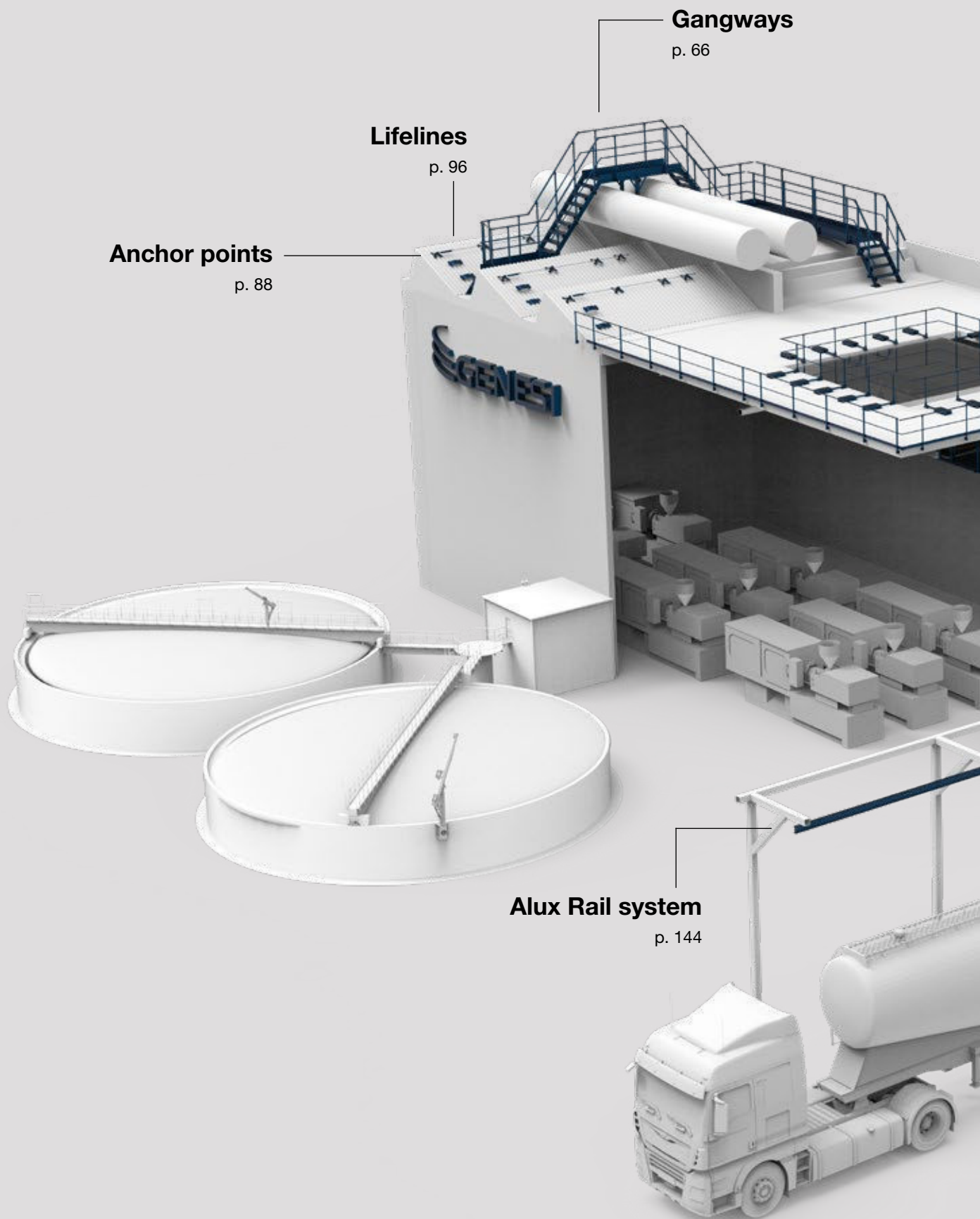
To support our systems, we have developed Genesi DNA, the integrated management software that allows access to all relevant information related to the systems and to keep track of deadlines. No more printed paper for device management but a digital platform to archive and organize periodic inspection and maintenance operations.

## Features

- Modularity
- Lightness
- Ease of installation
- Noble raw materials
- Robustness
- High durability
- Simplified design
- Context adaptability
- Ergonomics
- Compliant with national and international legislation
- Approved by third-party entities
- Insurance coverage
- Design
- Low visual impact
- Traceability



# Contents



**Gangways**  
p. 66

**Lifelines**  
p. 96

**Anchor points**  
p. 88

**Alux Rail system**  
p. 144

Image for illustrative purposes only.

**Guardrails**

p. 22

**LadderCrab-I ladder**

p. 84

**AluxCrab V system**

p. 160

**AluxCrab system**

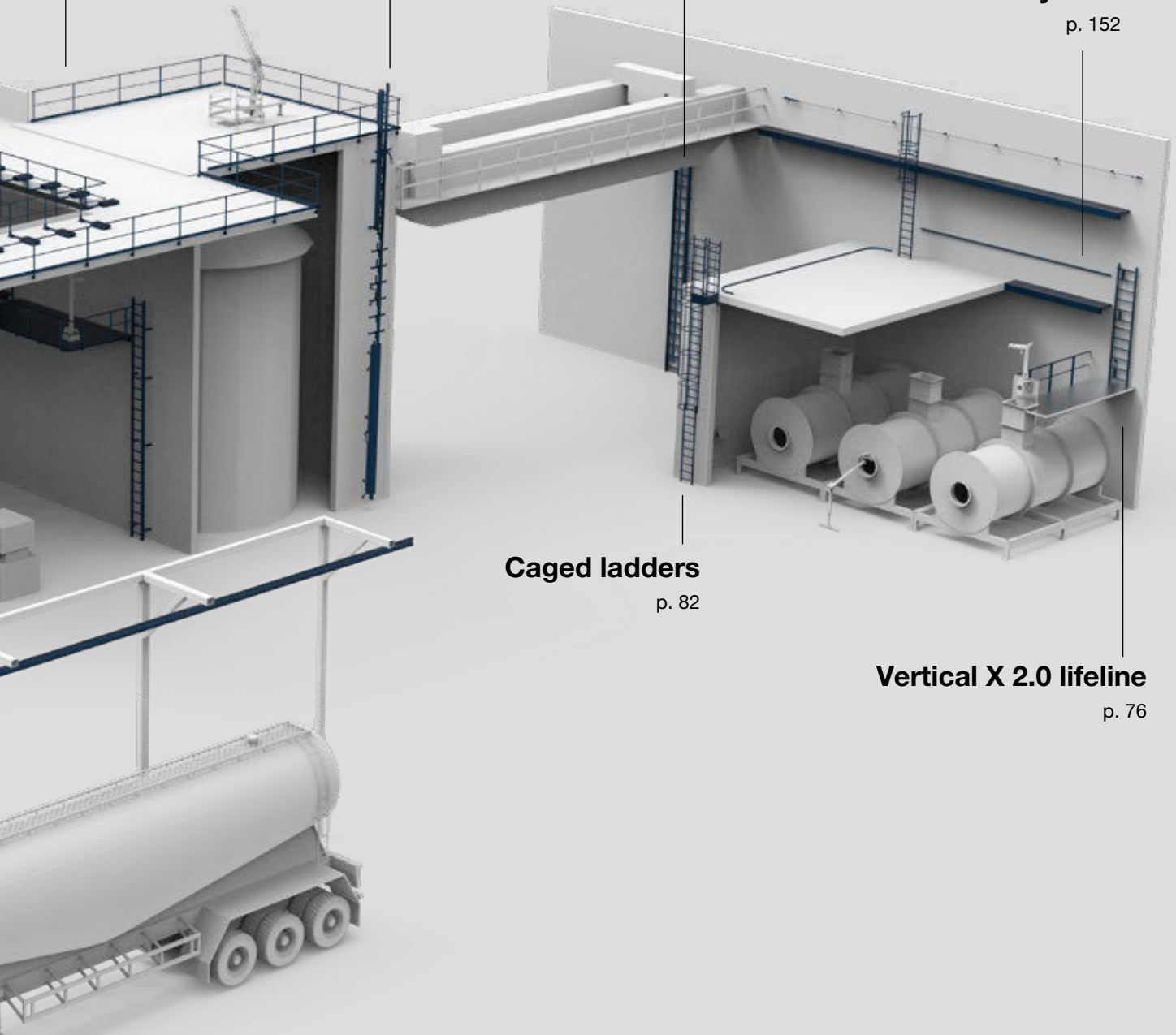
p. 152

**Caged ladders**

p. 82

**Vertical X 2.0 lifeline**

p. 76




# Collective protection





# Custom solutions: guardrails



The Genesi guardrails are versatile and modular, capable of providing the ideal solution for any workplace exposed to the risk of falling from heights.

Entirely made of aluminium alloy, the profiles and components of the Genesi guardrails are designed to ensure lightness, solidity, and great ease of installation while considering aesthetic value.

The Genesi guardrails are available in straight, inclined, or reclining versions to reduce visual impact and with various fixing methods to ensure total application flexibility during the project phase.

All Genesi guardrails comply with the EN ISO 14122-3:2016 standard. Some models and configurations also meet the EN 13374:2019 and NTC 2018 Category H standards.



# Guardrail SK-21

The SK-21 guardrails were developed from the need to adapt our historical guardrail to the evolution of industry standards and from the strong desire to create a versatile and modular guardrail capable of providing maximum collective protection in the application areas of all technical standards and industry legislation: EN ISO 14122-3:2016, EN 13374:2019, and NTC 2018 category H.

The Genesi SK-21 guardrails are available in more than 20 different types to adapt to safe installation on specific roofs and structures. The different types are characterized by specific configurations of the constituent components, fixing methods, and supports.

Genesi offers guardrails for wall or floor installation, freestanding or for metal structures, up to special reclining guardrails.

Most configurations are available with straight and inclined uprights to optimize the visual impact of collective protection and can be treated or painted to increase resistance in particular environments or simply to better integrate into the aesthetics of the structure.





## Features

- Lightness and strength
- Maximum distance between uprights 2 m (except for some configurations)
- Complete range for every installation need
- Custom design of supports
- High modularity and versatility
- Simplicity and speed of installation
- Possible customization of finishes
- Concrete counterweights without plasticization and made with partially recycled materials for greater sustainability
- High durability
- Use of noble raw materials



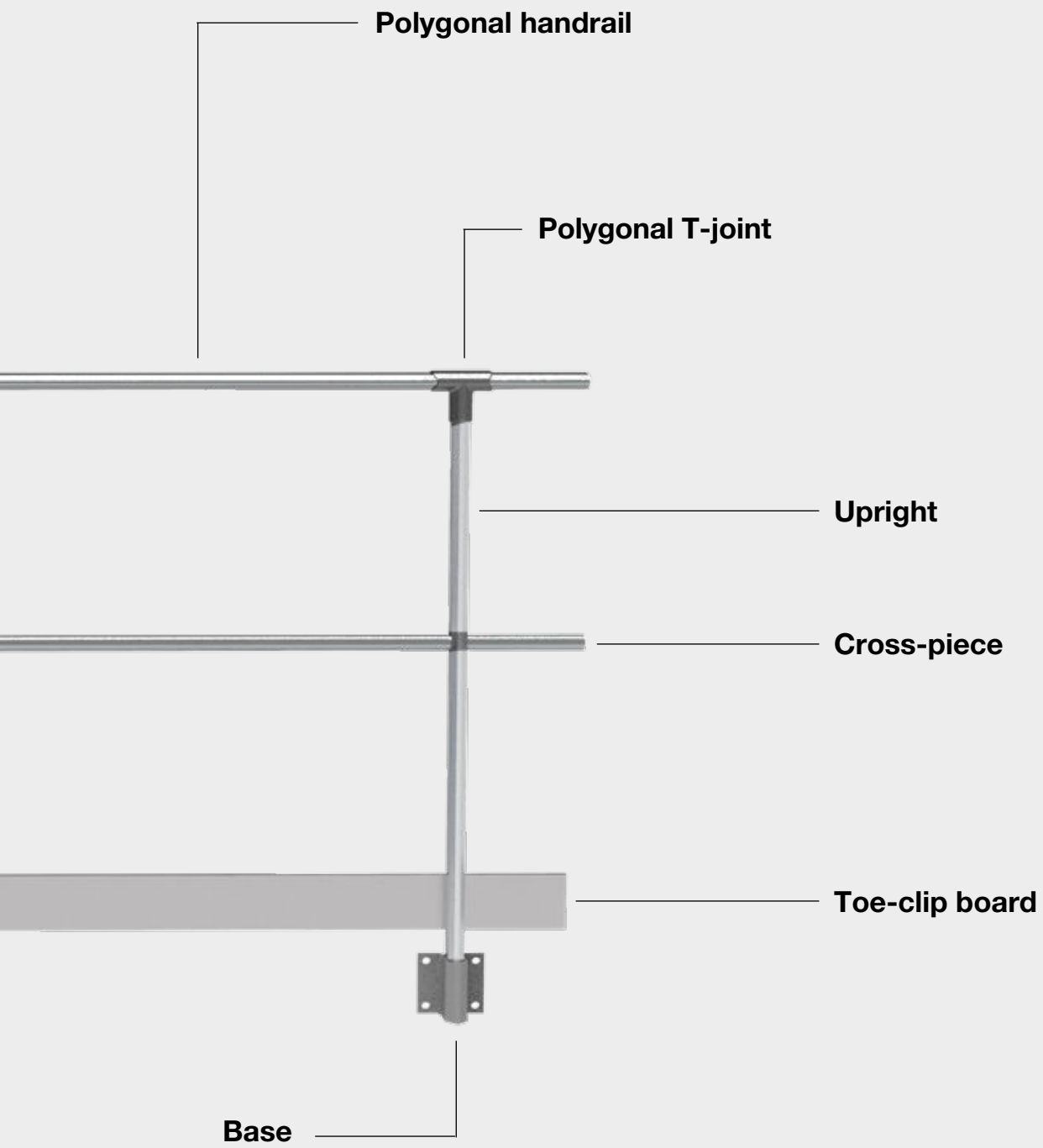
## Compliance

- EN ISO 14122-3:2016
- EN 13374:2013+A1:2018 Class A
- NTC 2018 Category H



# Guardrail SK-21





# Straight guardrail

## Wall fixing

### Compliance

- EN ISO 14122-3:2016
- EN 13374:2019 Class A
- NTC 2018 Category H



Cod. 361-3030-1000

**SKMD1-21**



Guardrail for structures with a wall of more 60 cm.

Composition:

- Uprights
- Handrail

Cod. 361-3030-2000

**SKMD2-21**



Guardrail for structures with a wall from 10 to 60 cm.

Composition:

- Uprights
- Handrail
- Intermediate cross-piece

Cod. 361-3030-3000

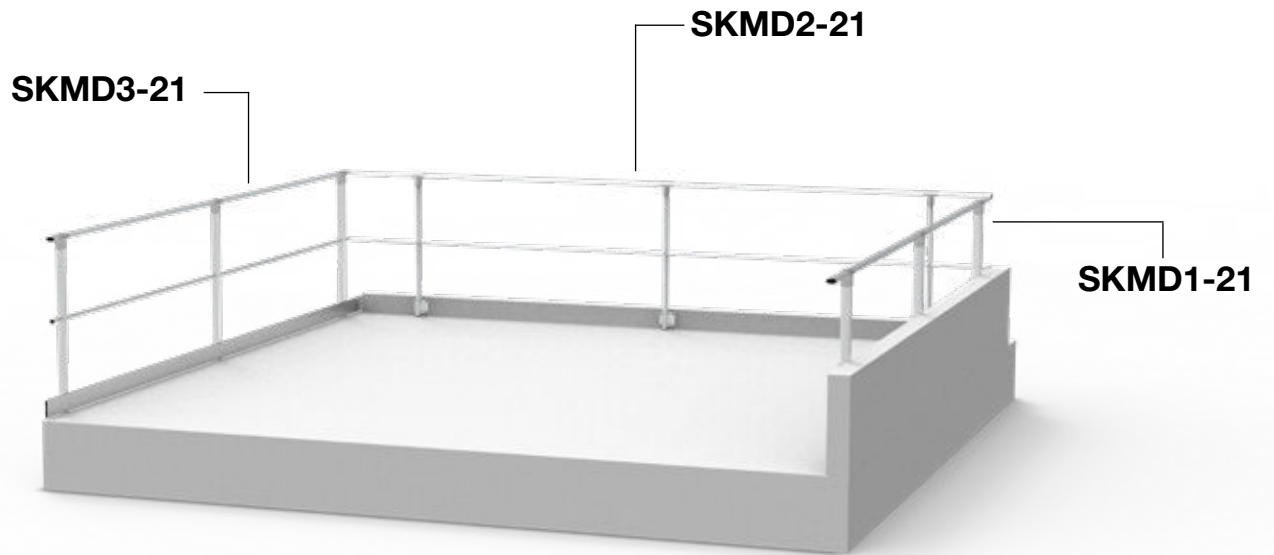
**SKMD3-21**



Guardrail for structures with a wall of less than 10 cm.

Composition:

- Uprights  $h \leq 125$  cm
- Handrail
- Intermediate cross-piece
- Toe-clip board



# Inclined Guardrail


## Wall fixing

### Compliance

- EN ISO 14122-3:2016
- EN 13374:2019 Class A
- NTC 2018 Category H




Cod. 361-3040-1000  
**SKMI1-21**



Guardrail for structures with a wall of more 60 cm.  
Composition:  
- Uprights  
- Handrail

Cod. 361-3040-2000  
**SKMI2-21**

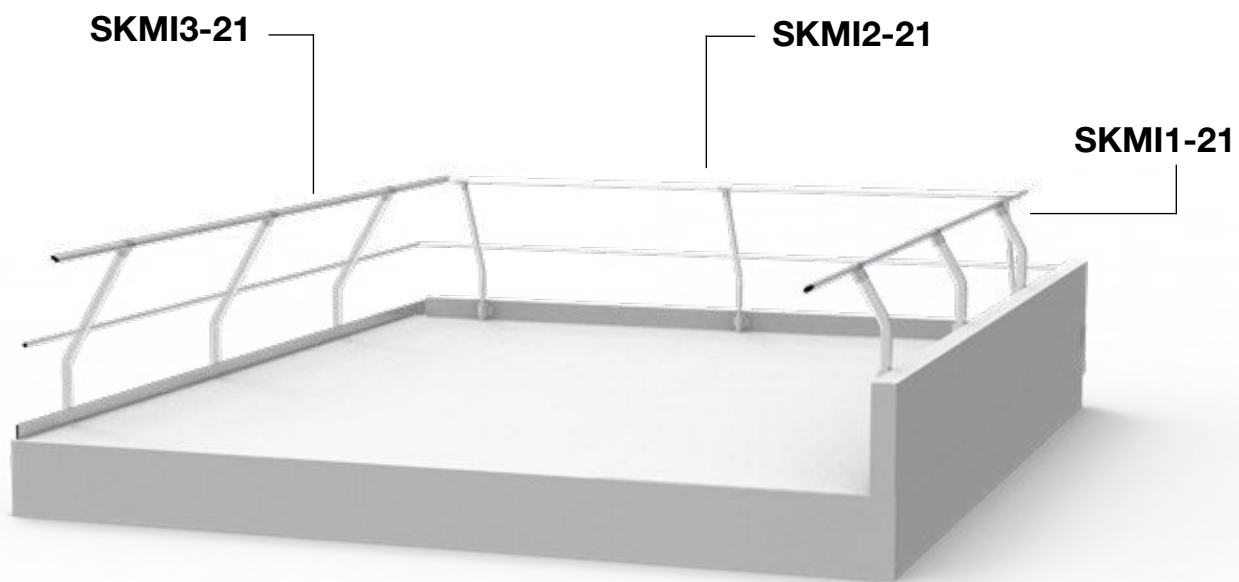


Guardrail for structures with a wall from 10 to 60 cm.  
Composition:  
- Uprights  
- Handrail  
- Intermediate cross-piece

Cod. 361-3040-3000  
**SKMI3-21**



Guardrail for structures with a wall of less than 10 cm high.  
Composition:  
- Uprights  $h \leq 125$  cm  
- Handrail  
- Intermediate cross-piece  
- Toe-clip board




# Straight guardrail

## Protruding wall fixing

### Compliance

- EN ISO 14122-3:2016
- EN 13374:2019 Class A
- NTC 2018 Category H




Cod. 361-3120-1000  
**SKSD1-21**



Guardrail for structures with a wall of more 60 cm, with protruding fixing.  
Composition:  
- Uprights  
- Handrail

Cod. 361-3120-2000  
**SKSD2-21**

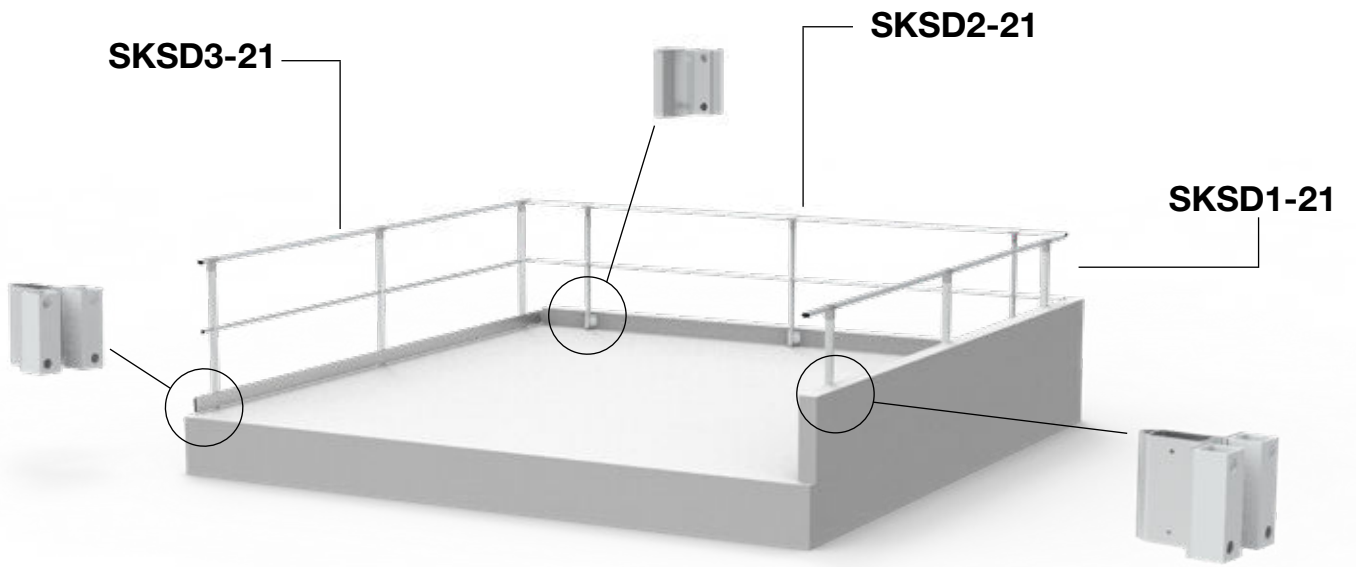


Guardrail for structures with a wall from 10 to 60 cm, with protruding fixing.  
Composition:  
- Uprights  
- Handrail  
- Intermediate cross-piece

Cod. 361-3120-3000  
**SKSD3-21**



Guardrail for structures with a wall of less than 10 cm high, with protruding fixing.  
Composition:  
- Uprights  $h \leq 125$  cm  
- Handrail  
- Intermediate cross-piece  
- Toe-clip board




# Inclined guardrail


## Protruding wall fixing

### Compliance

- EN ISO 14122-3:2016
- EN 13374:2019 Class A
- NTC 2018 Category H




Cod. 361-3130-1000  
**SKSI1-21**




Guardrail for structures with a wall of more 60 cm, with protruding fixing.  
Composition:  
- Uprights  
- Handrail

Cod. 361-3130-2000  
**SKSI2-21**

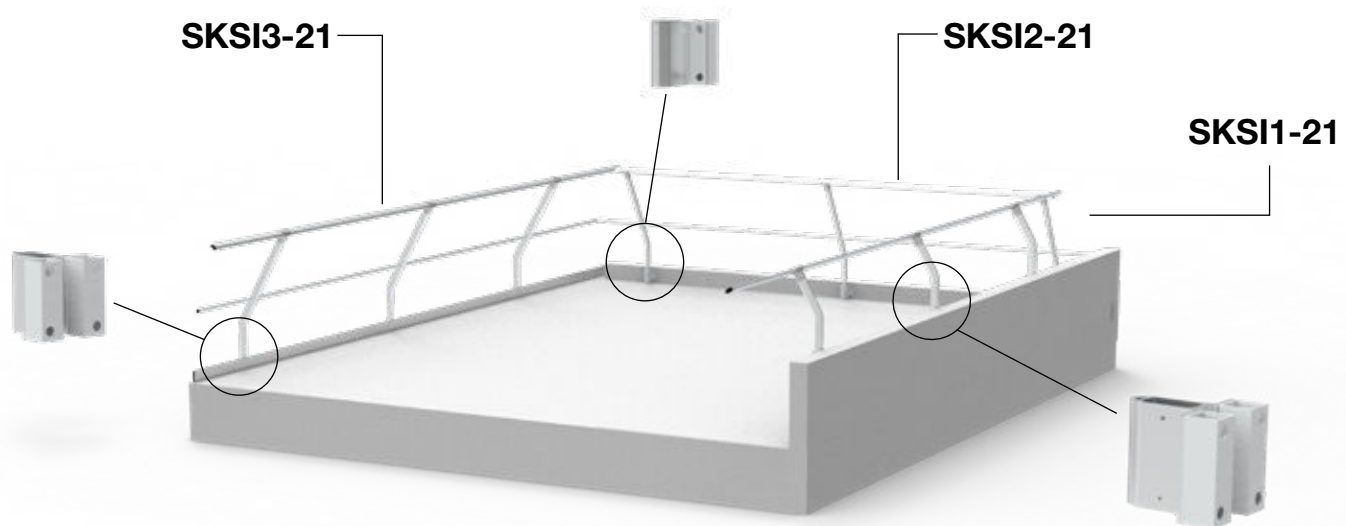


Guardrail for structures with a wall from 10 to 60 cm, with protruding fixing.  
Composition:  
- Uprights  
- Handrail  
- Intermediate cross-piece

Cod. 361-3130-3000  
**SKSI3-21**



Guardrail for structures with a wall of less than 10 cm high, with protruding fixing.  
Composition:  
- Uprights  $h \leq 125$  cm  
- Handrail  
- Intermediate cross-piece  
- Toe-clip board




# Straight guardrail

## Floor fixing

### Compliance

- EN ISO 14122-3:2016
- EN 13374:2019 Class A
- NTC 2018 Category H




Cod. 361-3060-1000  
**SKPD1-21**



Guardrail for structures with a wall of more 60 cm.  
Composition:  
- Uprights  
- Handrail

Cod. 361-3060-2000  
**SKPD2-21**



Guardrail for structures with a wall from 10 to 60 cm.  
Composition:  
- Uprights  
- Handrail  
- Intermediate cross-piece


Cod. 361-3060-3000  
**SKPD3-21**




Guardrail for structures with a wall of less than 10 cm high.  
Composition:  
- Uprights  $h \leq 125$  cm  
- Handrail  
- Intermediate cross-piece  
- Toe-clip board

**SKPD3-21**

**SKPD2-21**



**SKPD1-21**




# Inclined guardrail


## Floor fixing

### Compliance

- EN ISO 14122-3:2016
- EN 13374:2019 Class A
- NTC 2018 Category H



Cod. 361-3070-1000  
**SKPI1-21**




Guardrail for structures with a wall of more 60 cm.  
Composition:  
- Uprights  
- Handrail

Cod. 361-3070-2000  
**SKPI2-21**



Guardrail for structures with a wall from 10 to 60 cm.  
Composition:  
- Uprights  
- Handrail  
- Intermediate cross-piece


Cod. 361-3070-3000  
**SKPI3-21**




Guardrail for structures with a wall of less than 10 cm high.  
Composition:  
- Uprights  $h \leq 125$  cm  
- Handrail  
- Intermediate cross-piece  
- Toe-clip board

SKPI3-21

SKPI2-21



SKPI1-21

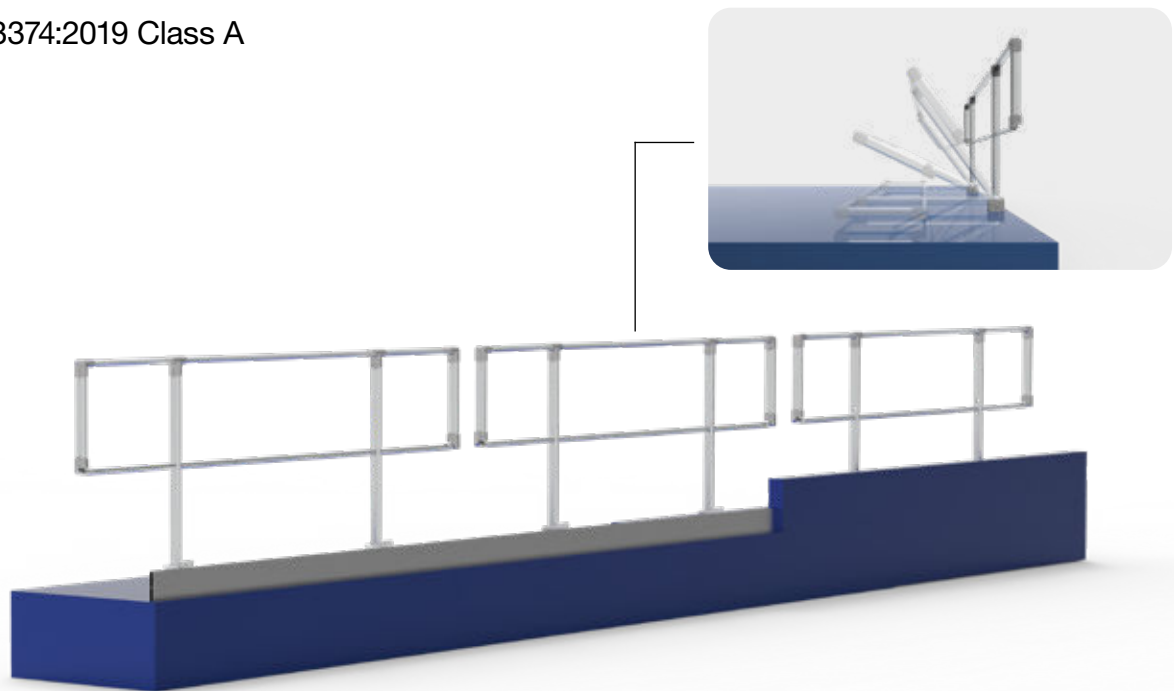


# Reclinable guardrail

## Floor or wall fixing

### Compliance

- EN ISO 14122-3:2016
- EN 13374:2019 Class A



Cod. 361-3080-1000

#### **SKRD-21-P**



Reclinable Guardrail with Toe-clip Board. Suitable for structures with a wall height of less than 15 cm.

Composition:

- Uprights
- Handrail
- Intermediate cross-piece
- Toe-clip board 3 m modules

Cod. 361-3050-1000

#### **SKRD-21-M**




Reclinable Guardrail without Toe-clip Board. Suitable for structures with a wall height from 15 to 60 cm.

Composition:

- Uprights
- Handrail
- Intermediate cross-piece 3 m modules

SKRD-21-P

SKRD-21-M




# Guardrail on sheet metal

## Straight or inclined

### Compliance

- EN ISO 14122-3:2016



Toe board provided upon request

Cod. 361-3090-0000

#### **SKLD-21**



Straight guardrail fixing on sheet metal with a pitch of 20/25/30/33 cm. Suitable for metal sheet roofing.

Composition:

- Uprights
- Handrail
- Intermediate cross-piece

Possibility to customize the plate according to the sheet metal pitch (SKLD-SPECIAL)

Cod. 361-3100-0000

#### **SKLI-21**




Inclined guardrail fixing on sheet metal with a pitch of 20/25/30/33 cm. Suitable for metal sheet roofing.

Composition:

- Uprights
- Handrail
- Intermediate cross-piece

Possibility to customize the plate according to the sheet metal pitch (SKLI-SPECIAL)




# Self-supporting guardrail


## Straight, inclined, or reclinable guardrail

### Compliance

- EN ISO 14122-3:2016
- EN 13374:2019 Class A



Cod. 361-3000-0000  
**SKAD-21**




Straight self-supporting guardrail for flat roofs or with a maximum inclination not exceeding 5° and a wall height greater than 10 cm.

Composition:

- Uprights
- Handrail
- Intermediate cross-piece

Cod. 361-3010-0000  
**SKAI-21**




Inclined self-supporting guardrail for flat roofs or with a maximum inclination not exceeding 5° and a wall height greater than 10 cm.

Composition:

- Uprights
- Handrail
- Intermediate cross-piece

Cod. 361-3030-0000  
**SKAR-21**




Self-supporting reclinable guardrail suitable for flat roofs or with a maximum inclination not exceeding 5° and equipped with a wall height greater than 10 cm.

Composition:

- Uprights
- Handrail
- Intermediate cross-piece


**SKAD-21**

**SKAI-21**



**SKAR-21**

Possibility of use with a flashing less than 10 cm, spacing 1500 mm from the edge, adding the toe board.





# Guardrail SK-73

The SK-73 guardrails are designed to optimize wall and floor installation on structures with a reduced fixing surface and capable of securely accommodating only 2 fixings.

The SK-73 systems comply with the technical standard EN ISO 14122-3:2016, and the maximum distance between the uprights in all types is 1.5 m.



## Features

- Lightness and solidity
- Distance between uprights 1.5 m
- Custom design of supports
- High modularity and versatility
- Simplicity and speed of installation
- Possible customization of finishes
- Use of noble raw materials




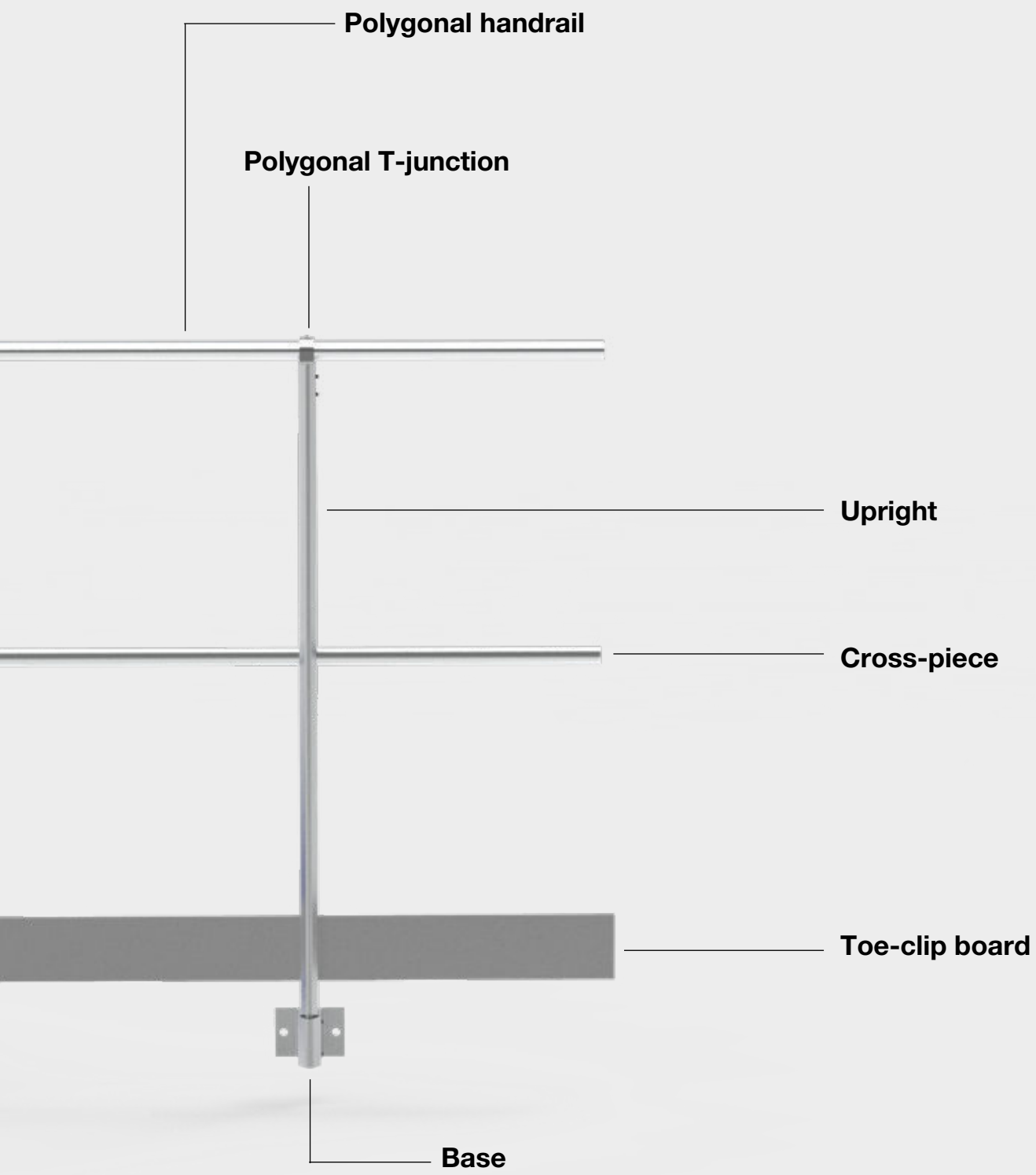
## Compliance

- EN ISO 14122-3:2016



# Guardrail SK-73






# Straight guardrail


## Floor fixing

### Compliance

- EN ISO 14122-3:2016




Cod. 361-4030-1000  
**SKMD1-73**



Guardrail for structures with a wall over 60 cm. Composition:

- Uprights
- Handrail

Cod. 361-4030-2000  
**SKMD2-73**



Guardrail for structures with a wall from 10 to 60 cm. Composition:

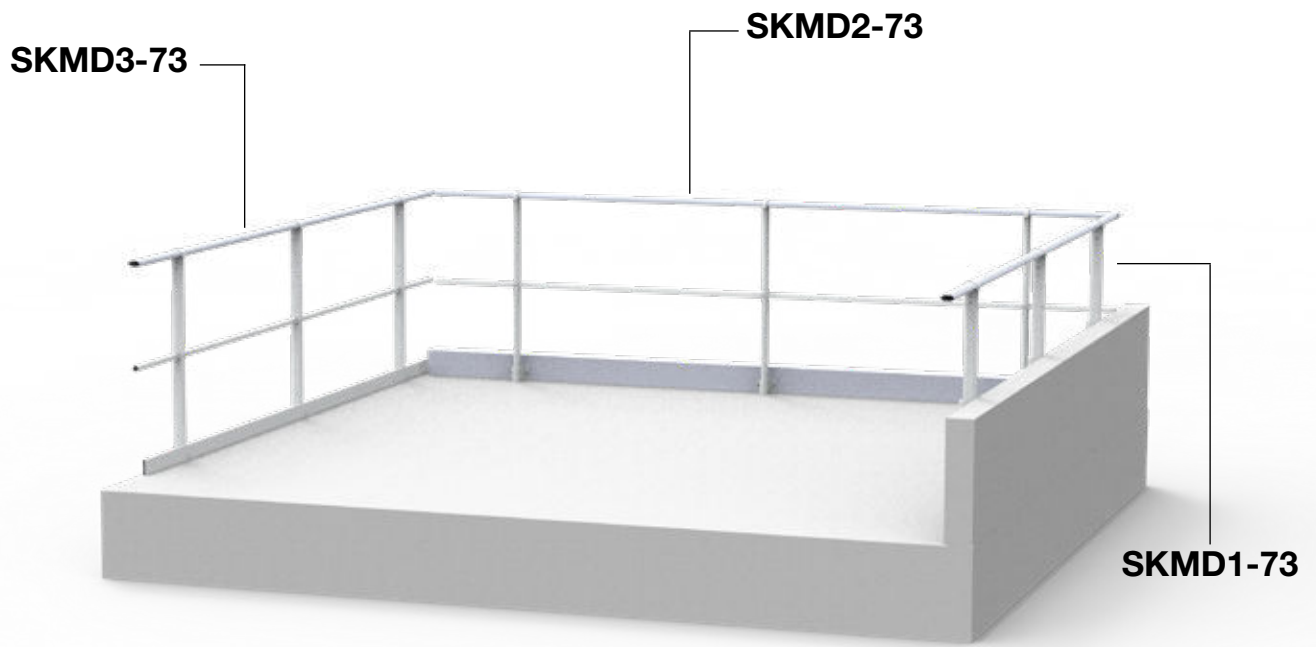
- Uprights
- Handrail
- Intermediate cross-piece

Cod. 361-4030-3000  
**SKMD3-73**



Guardrail for structures with a wall height less than 10 cm. Composition:

- Uprights
- Handrail
- Intermediate cross-piece
- Toe-clip board




# Inclined guardrail


## Wall fixing

### Compliance

- EN ISO 14122-3:2016



Cod. 361-4040-1000  
**SKMI1-73**



Guardrail for structures with a wall height of more than 60 cm.  
Composition:  
- Uprights  
- Handrail

Cod. 361-4040-2000  
**SKMI2-73**




Guardrail for structures with a wall height from 10 to 60 cm.  
Composition:  
- Uprights  
- Handrail  
- Intermediate cross-piece

Cod. 361-4040-3000  
**SKMI3-73**



Guardrail for structures with a wall height of less than 10 cm.  
Composition:  
- Uprights  $h \leq 120$  cm  
- Handrail  
- Intermediate cross-piece  
- Toe-clip board



# Straight guardrail

## Floor fixing

### Compliance

- EN ISO 14122-3:2016



Cod. 361-4060-1000

**SKPD1-73**



Guardrail for structures with a wall height of more than 60 cm.

Composition:

- Uprights
- Handrail

Cod. 361-4060-2000

**SKPD2-73**



Guardrail for structures with a wall height from 10 to 60 cm.

Composition:

- Uprights
- Handrail
- Intermediate cross-piece

Cod. 361-4060-3000



**SKPD3-73**



Guardrail for structures with a wall height of less than 10 cm.

Composition:

- Uprights
- Handrail
- Intermediate cross-piece
- Toe-clip board




# Inclined guardrail

## Floor fixing

### Compliance

- EN ISO 14122-3:2016




Cod. 361-4070-1000  
**SKPI1-73**



Inclined guardrail with floor fixing for structures with a top edge over 60 cm.  
Composition:  
- Uprights  
- Handrail

Cod. 361-4070-2000  
**SKPI2-73**



Inclined guardrail with floor fixing for structures with a top edge from 10 to 60 cm.  
Composition:  
- Uprights  
- Handrail  
- Intermediate cross-piece


Cod. 361-4070-3000  
**SKPI3-73**



Inclined guardrail with floor fixing for structures with a top edge less than 10 cm.  
Composition:  
- Uprights  
- Handrail  
- Intermediate cross-piece  
- Toe-clip board

**SKPI3-73**

**SKPI2-73**



**SKPI1-73**



# Guardrail protection skylights or special applications

## Skylight protection

Self-supporting system designed to ensure the safety of workers near non-walkable skylights. The installation is carried out on the roof, following the perimeter of the skylight that needs to be protected.

Customized versions are available based on specific design requirements.

Composition:

- Aluminium alloy profiles
- Concrete counterweights



# Gate and Corner Kit



Cod. 362-1900-0028

## SK28

Landing gate designed to facilitate entry and exit from areas equipped with collective protection systems. Adjustable as needed, it features spring hinges for automatic closing.

Material: extrusion in alloy EN AW 6063-T6

Cod. 362-1900-0013 / Cod. 362-1900-0015

## SK-ANG-2 / SKI-ANG-2



Corner section kit for straight guardrails SK-ANG-2.

Composition:

- Handrail
- Intermediate cross-piece
- SK03-K
- SK13-K

Corner section kit for inclined guardrails SKI-ANG-2.

Composition:

- Handrail
- Intermediate cross-piece
- SK05-K
- SK13-K

Cod. 362-1900-0014 / Cod. 362-1900-0016

## SK-ANG-3 SKI-ANG-3



Corner section kit for straight guardrails SK-ANG-3.

Composition:

- Handrail
- Intermediate cross-piece
- SK03-K
- SK13-K
- SK19-K

Corner section kit for straight guardrails SKI-ANG-3.

Composition:

- Handrail
- Intermediate cross-piece.
- SK05-K
- SK13-K
- SK19-K



# Guardrail SK-21 e SK-73

## Components

Cod. 362-1610-0002

### SKUM



Base used to fix the upright of the SK-21 parapet in wall configurations.

Material: aluminium alloy extrusion

Fixings: 4

Cod. 362-1610-0006

### SKUM-22



Base used to fix the upright of the SK-73 parapet in wall configurations.

Material: aluminium alloy extrusion

Fixings: 2

Cod. 362-1610-0003

### SKUP



Base used to fix the upright of the SK-21 parapet in floor configurations.

Material: aluminium alloy extrusion

Fixings: 4

Cod. 362-1610-0007

### SKUP-22



Base used to fix the upright of the SK-73 parapet in floor configurations.

Material: aluminium alloy extrusion

Fixings: 2

Coppia

### SKS-21



Shim plate for SK-21, allows the upright to be moved up to 40 mm away from possible interferences, such as a protruding flashing.

Material: aluminium alloy

Fixings: 4

Coppia

### SKS-22



Shim plate for SK-73, allows the upright to be moved up to 40 mm away from possible interferences, such as a protruding flashing.

Material: aluminium alloy

Fixings: 2

Cod. 362-1610-0021

**SKA-21**



Base for self-supporting configuration used to connect the upright to the counterweight arm.  
Material: aluminium alloy extrusion

Cod. 362-1900-0002

**SKB**



Counterweight for the self-supporting configuration of 25 kg.  
Material: concrete

Cod. 362-1610-0004

**SKR-21**



Base used in a reclining configuration both on the wall and flat. It allows the vertical upright to tilt up to 90° towards the inside of the cover, minimizing the aesthetic impact on the building.  
Material: aluminium alloy extrusion  
Fixings: 4

Cod. 362-1610-0008

**SKBA-21**



Base used to connect the upright to the counterweight arm in the reclining self-supporting configuration. It allows the vertical upright to tilt up to 90° towards the inside of the cover, minimizing the aesthetic impact on the building.  
Material: aluminium alloy

Cod. 362-1900-0001

**SKAN-21**



Protective sole to prevent cuts and incisions on waterproofing or surface finishes.  
Material: recycled vulcanized rubber

Cod. 362-1900-0003

**SKBN-21**



Protective sole to prevent cuts and incisions on waterproofing or surface finishes.  
Material: recycled vulcanized rubber



# Guardrail SK-21 e SK-73

## Components

Cod. 614-0212-3000  
Cod. 614-0212-6000

### SK01-L



Polygonal extrusion used for the horizontal handrail, vertical uprights, and for the horizontal lever arm of the counterweight.

Material: aluminium alloy extrusion  
Length: 3 m, 6 m

Cod. 362-1700-0012

### SK02-L-K



Polygonal junction used to connect two straight sections of the horizontal handrail.

Material: aluminium alloy extrusion  
Length: 500 mm

Cod. 614-0112-3000  
Cod. 614-0112-6000

### SK01



Polygonal extrusion designed for use as a handrail in models SKMD3-21, SKMI3-21, SKRD-21-M, SKRD-21-P, SKAI-2, and SKAD-21.

Material: aluminium alloy extrusion  
Length: 3 m, 6 m

Cod. 362-1700-0021

### SK06-22



T-connector for SK-73 handrail used to connect the vertical upright to the horizontal handrail.

Material: aluminium alloy

Cod. 362-1700-0016

### SK06-P-K



Polygonal and T-connector for SK-21 used to connect vertical uprights with the horizontal handrail.

Material: aluminium alloy die casting

Cod. 362-1700-0017

### SK07-K



Polygonal L-shaped fitting used to connect the end uprights with the horizontal handrail.

Material: aluminium alloy casting

Cod. 362-1700-0013

### SK03-K



Adjustable polygonal angle return used to connect two consecutive sections of handrail, allowing a horizontal change of direction.

Material: aluminium alloy die casting

Cod. 362-1700-0014

### SK04-K



Vertical polygonal angle return used to connect two consecutive sections of handrail, allowing the overcoming of height differences.

Material: aluminium alloy casting

Cod. 362-1700-0015

### SK05-K



Articulated corner return used to connect two consecutive sections of the handrail of the inclined parapet, allowing horizontal direction changes.

Material: aluminium alloy die casting

Cod. 362-1700-0018

### SK08-K



Articulated T-shaped polygonal joint used to connect the uprights with the handrail to overcome height differences.

Material: aluminium alloy casting

Cod. 362-1700-0001

### SK09W



Polygonal cap used to close the end of the handrail.

Material: PA12

Cod. 362-1700-2110

### SK10-21



Support used to fix the handrail directly to the wall.

Material: aluminium alloy



# Guardrail SK-21 e SK-73

## Components

Cod. 614-0512-3000  
Cod. 614-0512-6000

### SK11-L



Round extrusion used to create the intermediate crosspiece when the height of the fascia is less than 60 cm.  
Material: aluminium alloy extrusion  
Length: 3 m, 6 m

Cod. 362-1750-0112

### SK12-L-K



Round joint used to connect two straight sections of the intermediate crossbar.  
Material: Aluminium alloy extrusion  
Length: 150 mm

Cod. 362-1750-0113

### SK13-K



Round angle return used to connect two consecutive sections of the crossbar, allowing a change in both horizontal and vertical direction.  
Material: Aluminium alloy die-casting

Cod. 625-4000-0006

### ILT30



Circular cap used to close the end of the crossbar.  
Material: PE-LD

Cod. 362-1750-2114

### SK14-21



Support used to fix the crossbar directly to the wall.  
Material: Aluminium alloy

Cod. 614-0712-3000  
Cod. 614-0712-6000

### SK16-L



Toe board used to prevent the fall of materials when the building's parapet is absent or less than 10 cm.  
Material: Aluminium alloy  
Length: 3 m, 6 m

Cod. 362-1800-1018

### SK18-L-K



Joint used to fix together two adjacent toe boards.

Material: Aluminium alloy

Length: 100 mm

Cod. 362-1800-1016

### SK17-L-K



Support used to fix the toe board to the floor bases (SKA-21, SKUP, SKR-21).

Material: Aluminium alloy

Cod. 362-1800-0319

### SK19-K



Angle return used to connect two consecutive sections of toe board, allowing a horizontal change of direction.

Material: Aluminium alloy






# Allukemi Step gangways

Genesi gangways and overpass walkways are modular systems that make it possible to create safe walkways on roofs. Operators are guided to work areas through a specially designed route after careful risk assessment, considering the obstacles present and their nature.

Genesi has designed gangways and overpass walkways made entirely of aluminium, which are modular and can be configured according to the needs of the route and the type of structure. They make it possible to design: routes with stairs and shed passages, to traverse steeply sloping sections, to create complex elevated passages between machinery and silos, to overcome obstacles or fragile surfaces such as pipes, plant, machinery, and polycarbonate or fibreglass skylights.

Genesi gangways and overpass walkways can also be adapted to the design requirements according to the space available for the width of the walkways (from 60 cm to 120 cm) and can be fitted with guardrails on one or both sides.

With the help of our technical department, we can study and implement the most suitable solutions for each structure, possibly adding an individual protection system where necessary.



## Features

- Lightweight and solidity
- Wide range of walking surface dimensions (60 cm - 120 cm)
- Complete range for every installation requirement
- Maximum flexibility in design
- High modularity and versatility
- Simple and quick installation
- Continuity of routes over changes in slope
- Customised design High durability
- Possible customisation of finishes
- Design Use of noble materials





## Compliance

- EN ISO 14122-2:2001+A1:2010

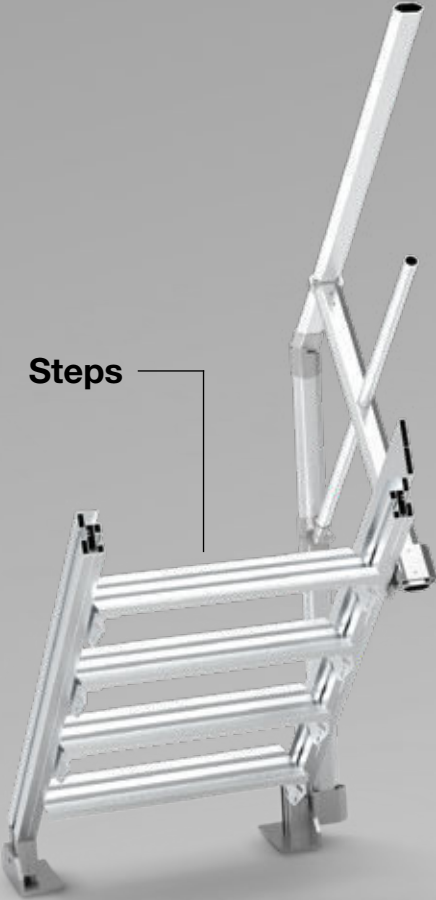


# Custom solution: overpasses and gangways





# Allukemi Step





# Allukemi Step gangways

## Possible configurations

Cod. 341-0060-0000

### ST01-2017



Gangway used to create a safe passageway and is also available with perforated platforms for better water drainage.

Material: aluminium alloy

Fixing: every 3 m

Length: from 1 m to 6 m

Standard walkway width: 600 mm

### ST02-73



Gangway used to create a safe passageway and is also available with perforated platforms for better water drainage.

Gangway with 1 guardrail.

Material: aluminium alloy extrusion

Fixing: every 3 m

Length: from 1 m to 6 m

Standard walkway width: 600 mm

### ST03-73



Gangway used to create a safe passageway and is also available with perforated platforms for better water drainage.

Gangway with 2 guardrails.

Material: aluminium alloy extrusion

Fixing: every 3 m

Length: from 1 m to 6 m

Standard walkway width: 600 mm

### ST04-73



Ladder used at steep slopes or level changes to provide continuity to the gangway. Ladders suitable for slopes between 45° and 60° can be made.

Material: aluminium alloy extrusion

Finish: natural

Length: variable

Standard walkway width: 600 mm

Cod. 342-7050-0570

Cod. 342-7050-1000

Cod. 342-7100-0570

Cod. 342-7100-1000

Cod. 342-7100-1400

### ST07-73



Overpass gangway composed of the combination of stairway and gangway sections. It is normally used to overpass installations, pipelines, or to cross areas where particular risks are present.

Material: aluminium alloy extrusion

Finish: natural

Length: variable

Standard walkway width: 600 mm

Cod. 344-1005-0002

### ST15



Universal plate for fixing on corrugated sheets. The length of the plate allows support on multiple corrugations to evenly distribute the load without damaging the sheet.

Material: aluminium

Standard fixing pitch: 1 plate | 3 m

Dimensions: variable according to design requirements

Cod. 612-1002-0031

## ST11-2017



Single fixing plate used for direct fixing of the gangway on reinforced concrete structures.

Material: aluminium

Standard fixing pitch: 1 pair | 3 m





**Fall protection devices**



# Vertical X 2.0 lifeline

Vertical X 2.0 is a guided type fall arrest device that includes an anchor line designed to protect operators exposed to the risk of falling from height during work activities or access at height. Designed to offer maximum versatility, it can be installed on ladders or vertical structures.

It complies with PPE Regulation 2016/425, EN 353-1:2014+A1:2017 standard and RFU PPE-R/11.119 Version 1.


The system can be used by up to three operators simultaneously, each one with their own guided type fall arrest device (GTFA) equipped with an energy absorber, which can be inserted at any point along the line.

As a low starting element for the rigid anchor line, Vertical X 2.0 offers two options:

- The PRO tensioner with integrated tension indicator, which allows quick reading of the cable tension.
- The LIGHT tensioner, which ensures the correct tension of the line, without the tension value control function.

The system is completed by the landing accessory, which can be installed on the ladder upright using the appropriate brackets. The punctual anchor device ensures that all connection and disconnection operations at height are safe.





## Features

- Guided type fall arrest device (GTFA) with energy absorber
- Protection for up to 3 operators, each one equipped with their own GTFA
- Accessory for landing on uprights with ergonomic handles and anchor device
- The tension indicator (optional) integrated into the low starting element allows the user to check the cable tension before using the system. Correct tension ensures optimal protection performance.
- Mechanical cable connection without crimping
- Maximum system length: 100m
- Can be installed directly on the structure or on the ladder upright thanks to the special brackets



## Compliance

- PPE Regulation 2016/425
- EN 353-1:2014+A1:2017
- PPE-R/11.119 Version 1



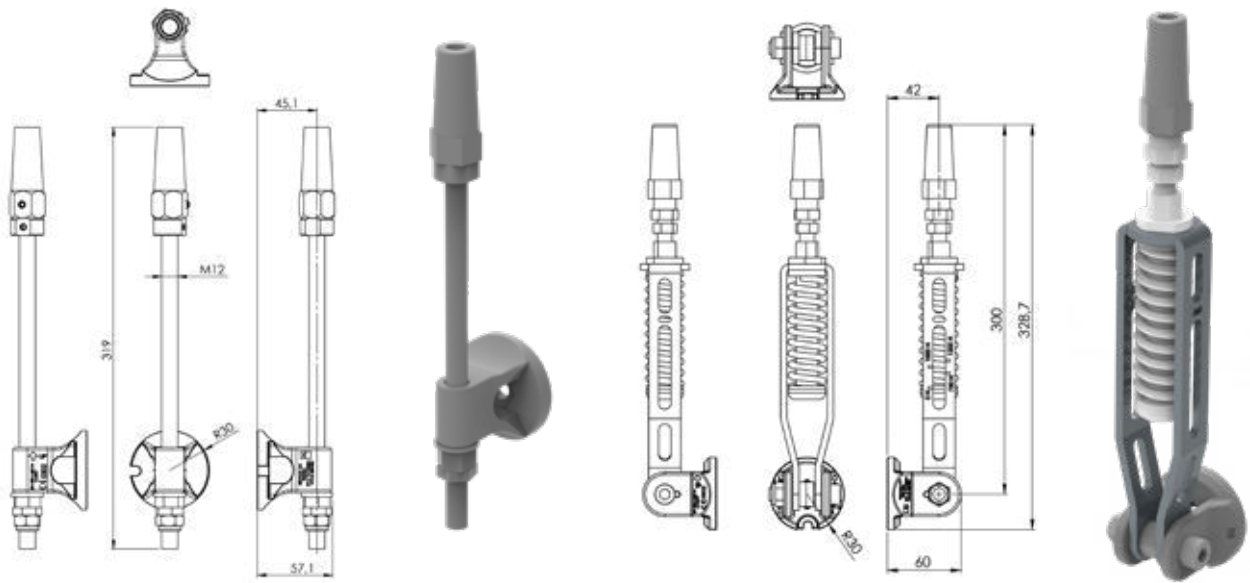
# Vertical X 2.0 lifeline

## Configurations

- 1** Upright with landing
- 2** Fixing on upright
- 3** Wall fixing



# Light VEX336 and Pro VEX325 tensioners



## VEX116 landing

The VEX116 landing is equipped with brackets for connection to different types of uprights. It is designed and tested with the Vertical X 2.0 system to extend the rigid line beyond the last rung and allow safe landing at height. The VEX116 landing is equipped at the top with handles to facilitate landing and a certified anchorage point. VEX116 is equipped with the initial element VEX115



# Vertical X 2.0 lifeline Components

Cod. 313-1002-0001

## VEX100



Guided type fall arrest device with energy absorber. Available soon also in versions VEX101 and VEX102.

Cod. 312-1700-0001


## VEX21



Cable terminal

Cod. 312-1700-0003

## VEX115



Starting element to be positioned at the top of the Vertical X 2.0 line. The cannula inserted in the component guides and protects the cable.

Cod. 312-1700-0002

## VEX104



Intermediate cable guide element, can be fixed directly to the structure or to the existing ladder using the tested brackets. Material: stainless steel

Cod. 312-1700-0004

## VEX325



Low Start Pro to be positioned at the base of the rigid anchorage line with integrated tensioner and tension indicator

Cod. 312-1700-0005

## VEX336



Low Start Light to be positioned at the base of the rigid anchorage line with simple tensioner (without tension indicator).

Cod. 312-1700-0006

### VEX116


Landing to be fixed to the upright.



Cod. 312-1700-0008

### VEX117

Bracket for connecting elements on the upright if the landing is installed at the top.



Cod. 611-1001-0000

### AP-CAVO8

Stainless steel cable Ø 8 mm.



Cod. 312-1700-0007

### VEX106

Bracket for applying components on the upright of an existing ladder.



# Cage Ladders

Caged or ship ladders are a viable solution for creating vertical access in compliance with national legislation. Made of anodized aluminium and specifically designed to be applied outdoors, they are resistant to weather conditions.

The rung ladders, equipped with an aluminium cage starting from 2.5 m, prevent the operator from falling outward during ascent and descent operations.

Genesi caged ladders are designed and supplied to adapt to any type of structure and to solve problems related to the presence of pipes and various types of systems. The wide range of brackets allows the installation of the ladder in different contexts.

Additionally, the ladders can be equipped with:

- Hatch or anti-intrusion door
- Intermediate resting platform
- Landing handrails
- Landing gate with automatic closure





## Features

- Ease of installation
- Modularity
- Lightness
- On-site adaptability
- Aluminium
- Non-slip steps



## Compliance

- D.LGS. 81/08, art.113
- Version compliant with EN ISO 14122-4 available on request





# LadderCrab-I

Genesi LadderCrab-I with central upright is an access system designed to ensure maximum safety in numerous industrial applications. This device is the ideal solution for access to roofs, plants and machinery, or in all those contexts where it is necessary to accompany the operator up and down safely.

AluxCrab V rail is the central upright of the ladder and is designed to ensure that the V-XC10 guided type fall arrest device (GTFA) stops in the event of a fall, not only through friction but also through a mechanical system thanks to the rack inserted into the rail. This improves performance when used in extreme weather conditions or in the event of dirt or contaminants accidentally entering the system. Each component of the device is tested and complies with the following:

- The central rail and guided type fall arrest device comply with PPE Regulation 2016/425 and EN 353-1:2014+A1:2017 standard.
- The ladder complies with EN ISO 14122-4:2016 standard.
- The Pinko Rescue anchor point complies with EN 795:2012 type A standard.

The ladder is equipped with aluminium rungs, available in both fixed and retractable versions. The version with retractable rungs reduces visual impact in architecturally sensitive contexts or when the ladder is not in use.

A wide range of accessories allows complete system configurability: straight landings, recovery and rest platforms, as well as anti-intrusion carter to prevent unauthorised access.



## Features

- Lightness and strength
- High durability
- Minimal visual impact
- Wide range of accessories for every geometry
- Possibility of anti-intrusion device
- Rungs with non-slip coating
- Fall indicator integrated into the rack structure



## Compliance

- The central rail (AluxCrab-V) and the guided type fall arrest device (V-XC10) comply with the PPE Regulation (EU) 2016/425, the EN 353-1:2014+A1:2017 standard, and the RFU PPE-R/11.119 Version 1
- The ladder complies with the geometric requirements and load resistance parameters specified on the structure and rungs of the EN ISO 14122-4:2016 standard
- The Pinko Rescue anchorage point complies with the EN 795:2012 type A standard.



# LadderCrab-I Components

Cod. 323-0832-0003

## V-XC10



Guided type fall arrest device equipped with an energy absorber. Made of aluminium, it is equipped with 4 sliding wheels with 4 stainless steel rolling bearings, ensuring high movement performance. The automatic stop is ensured by the blocking system with mechanical engagement on the rack.

Cod. 322-0832-1500

Cod. 322-0832-3000

## V-XC01



AluxCrab V rail supplied in bars of 2990mm and 1500mm. The XC01 profile, integrated with the V-XC05 rack, allows the safe stopping of the GTFA trolley.

Cod. 322-0832-0005


## XC19



Openable end stop for AluxCrab, AluxCrab V, and LadderCrab-I. The component prevents the unintentional exit of the mobile anchoring device (XC10A) or the guided type fall arrest device (V-XC10) and, at the same time, allows its insertion into the anchoring system. The device is designed so that the removal of the mobile device occurs through three sequential voluntary actions.

Cod. 322-0832-0018

## V-XC20-K



GTFA insertion plate fixed at the ends of the rigid anchoring line. Prevents incorrect orientation of the guided type fall arrest device during insertion phases.

Cod. 322-0832-0007

## XC21



Allows joining two sections of the XC01, V-XC01, or LadderCrab-I profile ensuring continuity. It is equipped with an EPDM gasket that accommodates thermal expansions of the profile and facilitates positioning in the rail of the junction.

Cod. 332-4000-0020

## V-XC26



Straight landing with fixed rungs.

Cod. 332-4000-0021

### V-XC27



Straight landing with foldable rungs.

Cod. 332-4000-0018

### CARTER



Lockable intrusion protection cover to inhibit unauthorized personnel from climbing the ladder.

Cod. 324-0832-0001

### V-XC34



Fixing bracket.  
L= 200mm

Cod. 324-0832-0002

### V-XC35



Fixing bracket.  
L=360/460mm

Cod. 332-4000-0023

### Rest platform



Foldable rest platform.

Cod. 351-2001-0002

### PINKO RESCUE



Anchor point.





# Anchor points

The Genesi anchor points allow operators to move and work safely in any situation where there is a risk of falling from a height, by securing themselves with an appropriate personal protection system.

The wide range of Genesi anchor points has been specifically developed to meet installation needs on all horizontal, vertical, and inclined surfaces made of corrugated or seamed sheet metal, concrete, wood, or tiles; or waterproofed with PVC or bituminous membrane.



## Features

- Wide range of solutions
- Use of noble raw materials
- Low visual impact.



## Compliance

- EN 795:2012 type A
- UNI 11578:2015

**1 AP500-PVC-EAR12**

Anchor point for PVC sheath

**2 AP500-EAR12**

Anchor point for bituminous sheath

**3 ALU12**

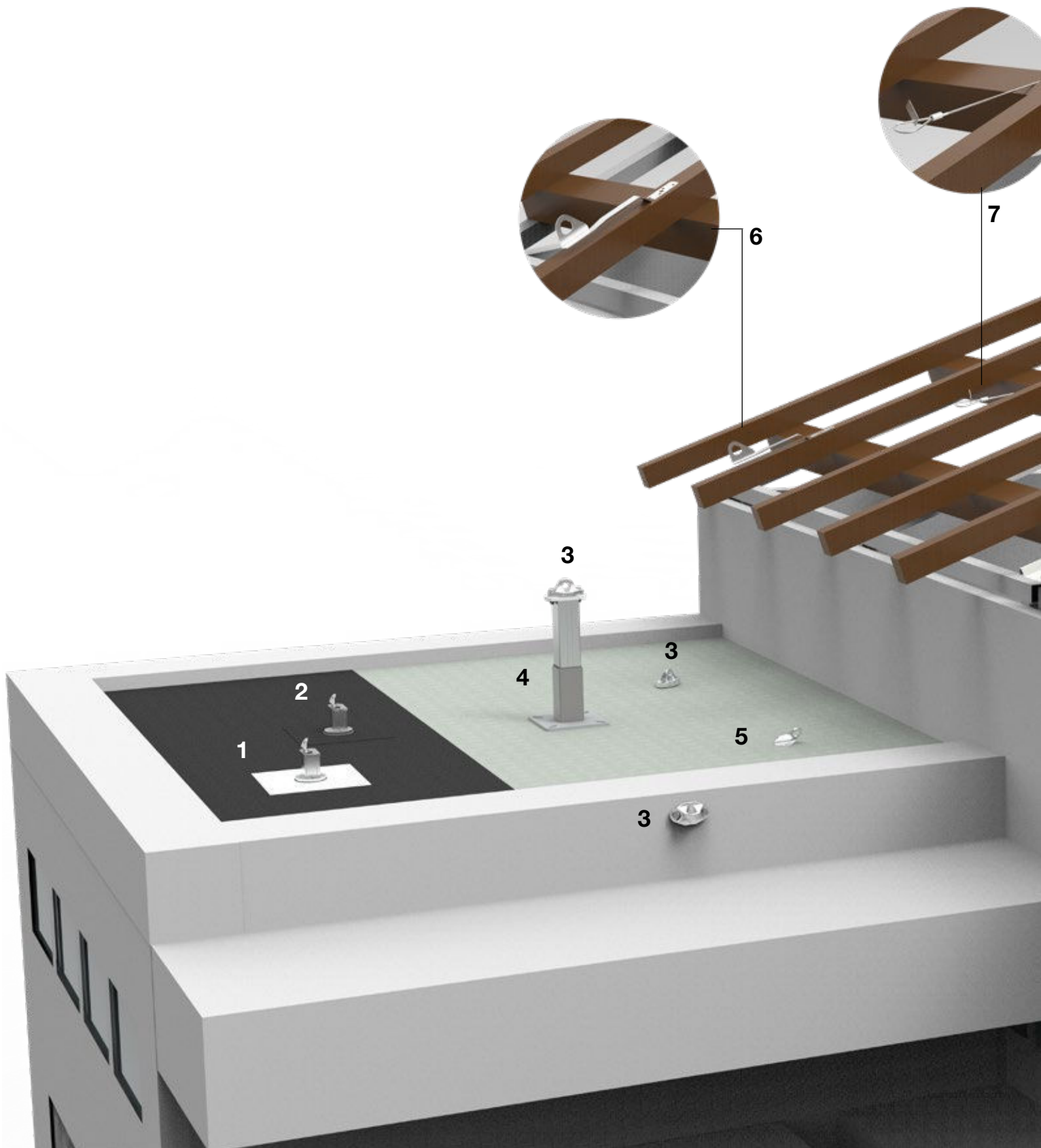
Aluminium anchor point

**4 SPS-ALU**

Support with aluminium anchor point

**5 EAR12**

Stainless steel anchor point



## 6 NEW PINKO

Anchor point under tile

## 7 PINKO FLEX

Anchor point under tile

## 8 AP36

Anchor point for corrugated sheet

## 9 SPS-ALU-C


Hut support with aluminium anchor point

## 10 AP36K

Anchor point for standing seam sheet with clamp type E, B, Z

## 11 AP35

Anchor point for double standing seam



# Anchor points

## Components

Cod. 351-1001-0012

### ALU12



Anchor point for 2 operators, also suitable as support for lifelines complying with EN 795 Type B.  
Material: die-cast aluminium

Cod. 351-2001-0012

### EAR12



Anchor point for the protection of an operator.  
Material: stainless steel

Cod. 351-2001-0001

### NEW PINKO



Anchor point for one operator suitable for sloping tile or pantile roofs.  
Material: stainless steel

Cod. 351-1001-0601

### PINKO FLEX



Under-roof tile anchor point for an operator suitable for horizontal roofs with a maximum slope of 15° made of tiles, roof tiles, and slate.  
Material: stainless steel

Cod. 351-2002-0036

### AP36



Anchor point for one operator suitable for corrugated sheet metal.  
Material: stainless steel  
Dimensions: 371 x 230 x 40 mm

Cod. 351-5002-0035

### AP35



Anchor point for one operator suitable for aluminium sheet metal roofing with double standing seam.  
Material: stainless steel plate; aluminium alloy anchor point, aluminium clamps  
Dimensions: 350 x 118 x 42 mm (dimensions may vary depending on clamp)

Cod. 351-1001-0001

**SPS-ALU**



Support with anchor point for 2 operators.  
Material: aluminium

Cod. 351-1001-0003

**SPS-ALU-C**



Gabled support with anchor point for 2 operators.  
Material: aluminium

Cod. 351-5001-3500

**AP500-EAR12**



Anchor point for one operator suitable for bituminous sheathing roofing. Ensures waterproof fixing and reduces installation time. Can be fixed on surfaces of limited thickness in COP using the special kit consisting of 4 anchors.

Cod. 351-5001-4500

**AP500-PVC-EAR12**



Anchor point for one operator suitable for PVC sheathing roofing. Ensures waterproof fixing and reduces installation time. Can be fixed on limited thickness CAP surfaces using the special kit consisting of 4 anchors.

Cod. 351-2003-0536

**ML-25-550-1-EAR12**



Plate with EAR12 2.0 anchor point for two operators and clamps for Riverclack roofing.

Cod. 312-0600-0004

**AP11**



Flashing to protect all supports with a post section of 80 x 80 mm. An adhesive foam of 5 mm thickness is provided, which, placed between the post surface and the two flanges, prevents possible water infiltration.  
Dimensions: 151 x 151 x 30 mm (maximum footprint)

Cod. 351-2003-0236

**AP36K-E**

Cod. 351-2003-0136

**AP36K-B**

Cod. 351-2003-0336

**AP36K-Z**



Anchor point for one operator suitable for standing seam roof with clamp type E, B, or Z.  
Material: stainless steel  
Dimensions: 645 x 250 x 30 mm



**TYPE E**




**TYPE B**



**TYPE Z**







# Lifelines



Genesi's type C anchoring devices are designed to be safe, ergonomic, and easy to install and use.

Genesi lifelines are made entirely of stainless steel or with aluminium elements to find the best solution to the environmental resistance requirements of the place of installation and use.

Genesi offers a range of lines with deformable or non-deformable energy absorbers to provide the best safety depending on the application, the required operation, and the strength of the structure

on which the system is to be installed. Another variable that must be taken into due consideration when choosing a lifeline is the maximum number of operators that can be at height at the same time; depending on the type, Genesi devices allow the protection of up to 4 operators at the same time. For all our lifelines, a complete range of accessories and supports are available to combine application requirements with the best ergonomic and safety results.



**Trilob lifeline**

pag. 98

**Libera lifeline**

pag. 108

**Exagon lifeline**

pag. 120

**Allukemi Plus lifeline**

pag. 130

## Types

**Deformable:** Ideal for all types of structures, thanks to the high deformability that dissipates energy in the event of a fall. Part of this type are the lines: Trilob (4 operators), Libera (2/3 operators), and Exagon (3 operators).

**Non-deformable:** Ideal for structures with high load-bearing capacity. Part of this type is the line Allukemi Plus (4 operators).

## Compliance

- EN 795:2012 Type C
- CEN/TS 16415:2013 Type C
- UNI 11578:2015





# Trilob lifeline

The Genesi Trilob lifeline complies with EN 795:2012 Type C, CEN/TS 16415:2013, and UNI 11578:2015 standards and can be used by up to 4 operators simultaneously. It is an extremely high-performance anchor made with components in micro-cast stainless steel, combining lightness with excellent mechanical and corrosion resistance.

The energy absorber, with outstanding performance, allows installation even on metal roofs with limited thickness, as its high deformability dissipates kinetic energy in the event of a fall.

Thanks to the use of the TRI100 shuttle, tested with the system, operators can easily, smoothly, and uninterruptedly pass the intermediate element. The Trilob lifeline can also be used with a double lanyard instead of the shuttle.

The reduced size of its elements ensures low visual impact, and the wide range of available supports makes the Genesi Trilob lifeline extremely versatile and ideal for securing all types of buildings, including those of high historical and architectural value, with particular geometries and on non-linear paths.



## Features

- Up to 4 operators simultaneously
- Up to 15 meters span
- Mechanical cable connection without crimping
- Intermediate element collapse in case of a fall
- Low loads on structures in case of a fall. Inclinable-adjustable elements
- Constant tension over time
- Possibility to create a “closed loop” without absorber
- Simplicity and speed of installation
- Minimal visual impact
- Wide range of supports and possibility to design them ad hoc
- Possibility of direct installation on the structure
- Noble materials




## Compliance

- EN 795:2012 Type C
- CEN/TS 16415:2013 Type C
- UNI 11578:2015



# Trilob lifeline



Cod. 312-0500-0001

### TRI10



Energy absorber/block to reduce kinetic energy in the event of a fall, cushioning the impact. It also functions as a tensioner for the correct tensioning of the cable.

Cod. 313-0500-0002

### TRI100



Mobile anchor point that allows overcoming intermediate elements and changes of direction without interruptions in the path. The shuttle can be inserted at any point in the system, and the EN362 connector, positioned in the lower housing, prevents accidental release.

Material: steel

Cod. 312-0500-0002

### TRI15



End element with a swivel head designed to follow the deformation of the cable in the event of a fall, this movement minimizes stress on the anchorage device elements.

Material: stainless steel

Cod. 312-0500-0006

### TRI4



Intermediate element that, in combination with the appropriate shuttle, allows a safe and uninterrupted passage along the path.

Material: stainless steel

Cod. 312-0500-0003

### TRI27



Cable clamp to be inserted in the intermediate when there is an angle or when the line length exceeds 60 m.

Cod. 312-0500-0005

### TRI321



Tensioner for locking and tensioning the cable.

Material: stainless steel



# Trilob lifeline

Cod. 611-1001-0000

## AP-CAVO8



Cable that allows the operator to move safely along its entire path. A blue strand and a band marked Genesi identify the original cables.

Material: stainless steel

Cod. 312-0100-0007

## ADA80



Adapter for installing the intermediate elements of the Trilob line to the AP50, AP50C, and AP100 poles. It is fixed to the pole using 4 self-tapping screws, equipped with a washer and EPDM gasket.

Material: stainless steel

Cod. 312-0500-0008

## PIATTELLO-SUP-K



Adapter for installing the end elements of the Trilob line to poles with a section of 80 x 80 mm. It is fixed to the pole using 4 self-tapping screws, equipped with a washer and EPDM gasket.

Material: aluminium alloy

Cod. 314-3003-0003

## EXA20-K

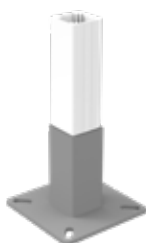


Bracket designed for walls in reinforced concrete and structures in steel or wood. Bracket with dimensions 170 x 170 mm and a thickness of 8 mm.

Material: cataphoretic and painted steel

Cod. 314-5005-0001

## AP50



Flat base support to be used with the ADA80 adapter for all line components. It consists of a pole with a maximum height of 50 cm, adjustable on site, and a socket base.

Material: cataphoretic steel base and aluminium pole

Cod. 314-5005-0005

## AP50C



Gabled base support to be used with the ADA80 adapter for all line components. It consists of a pole with a maximum height of 50 cm, adjustable on site, and a socket base shaped like a gable for roofs with a maximum slope of 30%.

Material: cataphoretic steel base and aluminium pole

Cod. 314-2005-0029  
**ML-2-550-2-K**



Plate for mounting end elements of the Trilob line with clamps for Riverclack 550 cover.

Cod. 314-2005-0030  
**ML-2-550-1-K**



Plate for mounting Exagon and intermediate Trilob elements with clamps for Riverclack 550 cover.

Cod. 612-1001-0031  
**CP-AP**



Counter plate CP-AP designed for the application of AP100, AP50, and AP50C supports.  
Material: cataphoretic steel

Cod. 314-2005-0013  
**PL23**



Plate for corrugated sheet metal roofing adaptable to different corrugation pitches, from 240 to 390 mm.  
Material: stainless steel

Cod. 314-2005-0016  
**PL25-E**



Cod. 314-2005-0015  
**PL25-B**

Cod. 314-2005-0017  
**PL25-Z**

Plate for standing seam sheet metal adaptable to different corrugation pitches, from 350 to 610 mm, fixed using 4 S-5 clamps with type E, B, or Z clamp.  
Material: stainless steel



**TYPE E**



**TYPE B**



**TYPE Z**

Cod. 312-0600-0004  
**AP11**



Flashing to protect all supports with a post section of 80 x 80 mm. An adhesive foam with a thickness of 5 mm is provided, which, placed between the post surface and the two flanges, prevents possible water infiltration.  
Dimensions: 151 x 151 x 30 mm (maximum footprint)

Cod. 314-5001-0001  
**AP100**



Flat base reinforced support to be used with the ADA80 adapter for all line components. It consists of a post with a maximum height of 100 cm, adjustable on site, and a cup base with a truncated pyramidal lateral surface.  
Material: base in cataphoretic steel and post in aluminium.



# Trilob lifeline Supports

## 1 AP50C

Base support with a tent shape

## 2 AP50

Flat base support

## 3 PL23

Plate for corrugated sheet metal

## 4 PL25

Plate for seamed sheet metal  
with clamp type E, B, Z

## 5 EXA20

Bracket support

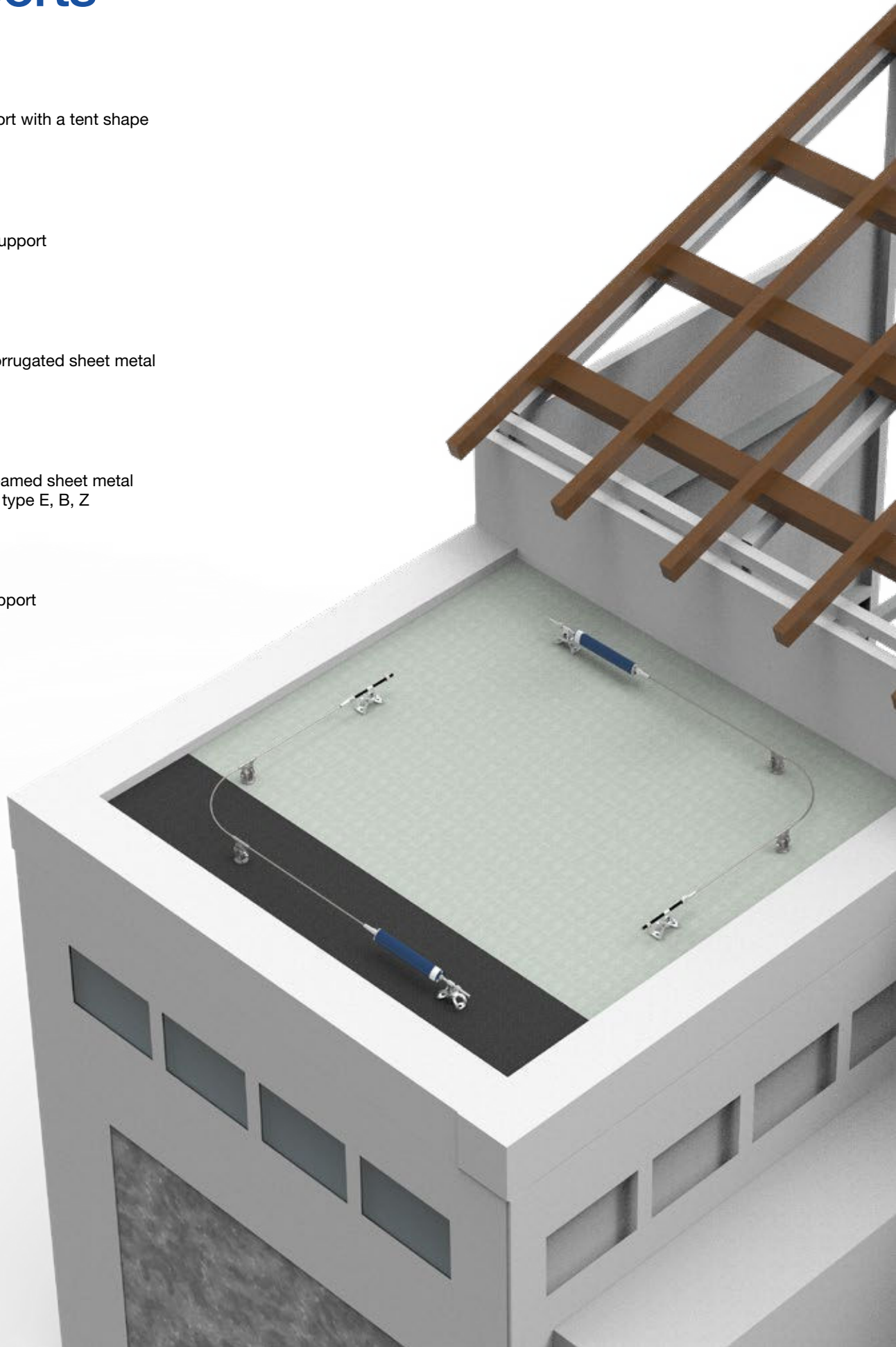




Image for illustrative purposes only. Lifelines can be used on surfaces with an inclination up to 15°. Blue anodized absorber available upon request.









# Libera lifeline

The Genesi Libera lifeline is a flexible anchorage line compliant with the technical standard EN 795:2012 Type C and can be used by 2 operators simultaneously, in accordance with the technical specification CEN/TS 16415:2013, and by 3 operators in accordance with UNI 11578:2015.

The components of Genesi Libera are made of die-cast aluminium alloy, combining lightness with mechanical and corrosion resistance.


With the Genesi Libera lifeline, the operator can move smoothly along the entire path, easily overcoming the sinusoidal-shaped intermediates directly with the connector of their own lanyard.

A versatile line ideal for securing industrial and residential roofs.



## Features

- Mechanical cable connection without crimping
- Wide range of supports and the possibility to design them ad hoc
- Certified for 2 operators (CEN/ TS 16415:2013) or 3 operators (UNI 11578:2015)
- Excellent performance
- Minimal visual impact
- Adaptability to any type of coverage
- Simplicity and speed of installation
- Up to 15 meters span
- Low loads on the structure in case of a fall
- Possibility to pass over intermediates directly with the connection carabiner to the line

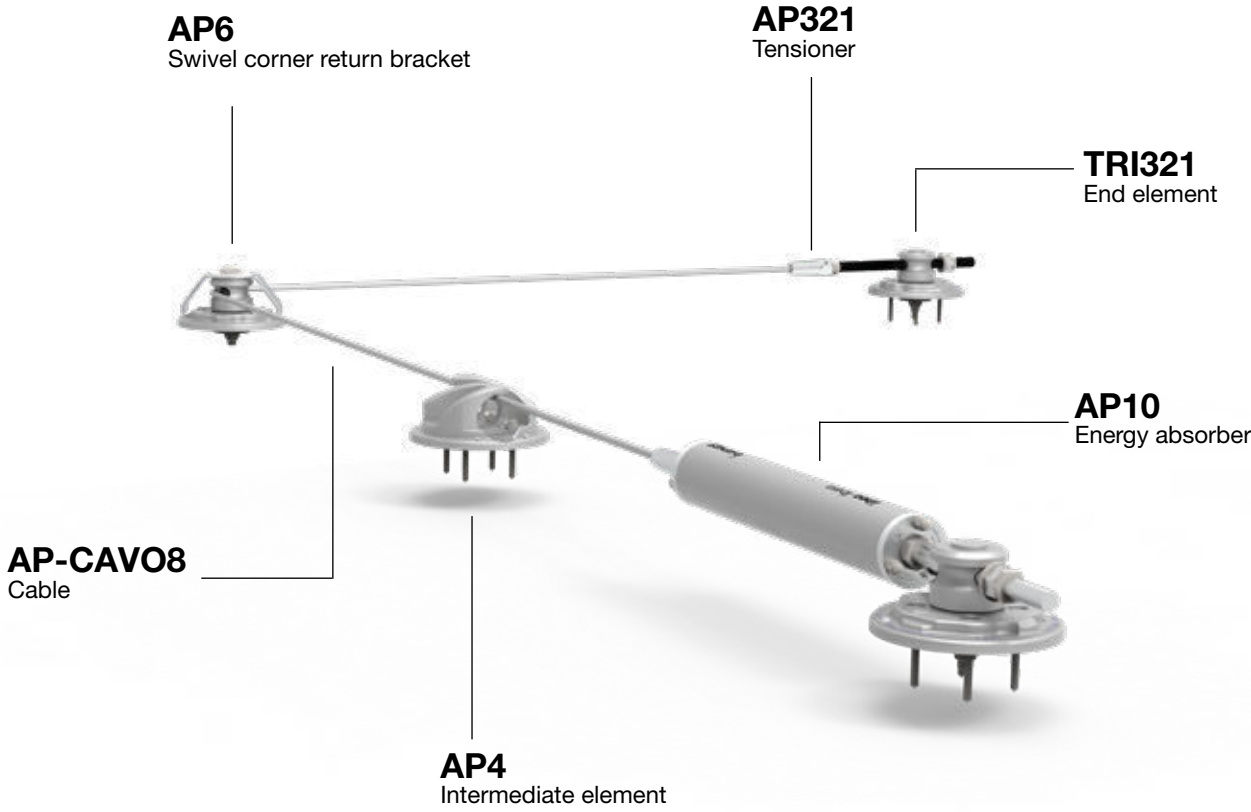


## Compliance

- EN 795:2012 Type C
- CEN/TS 16415:2013 Type C
- UNI 11578:2015



# Libera lifeline



Cod. 312-0600-0001

### AP10



Energy absorber/block to reduce kinetic energy in case of a fall, mitigating the impact. It also functions as a tensioner for the correct tensioning of the cable.

Cod. 312-0600-0013

### AP6



Swivel corner return bracket that prevents accidental cable exit at direction changes. The bracket is positioned in the rotating body of the AP15 element using a specially turned stainless steel screw.  
Material: stainless steel

Cod. 312-0600-0005

### AP15



End element that allows creating the starting and ending point of the lifeline. It is fixed on standard end supports, on specially designed supports, and on PA and PAM plates for wall applications.  
Material: aluminium alloy

Cod. 312-0600-0010

### AP4



Intermediate element installable in straight sections at intervals not exceeding 15 m, allows the passage of the connector through a sinusoidal movement. It can be fixed on standard intermediate supports, both special ones and on PIA and PAM plates.  
Material: aluminium alloy

Cod. 611-1001-0000

### AP-CAVO8



Cable that allows the operator to move safely along its entire path. A blue strand and a Genesi-marked band identify the original cables.  
Material: stainless steel

Cod. 312-0600-0009

### AP321



Tensioner for cable locking and tensioning.  
Material: stainless steel



# Libera lifeline

Cod. 314-1005-0001

## PA-53



Plate for end and corner return elements used as support in wall or flat installations.

Material: aluminium alloy

Cod. 314-1005-0009

## PIA-53



Plate for intermediate elements used as support in wall or flat installations.

Material: aluminium alloy

Cod. 314-1005-0006

## PAM



Universal wall plate for all lifeline elements and used in the presence of internal angles in the installation walls.

Material: aluminium alloy

Cod. 314-1005-0005

## PAE



Bracket support for all lifeline elements and used in the presence of external angles in the installation walls.

Material: aluminium alloy

Cod. 314-1005-0004

## PAD

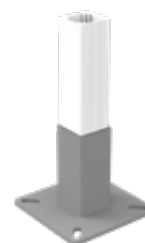


Double plate used as support for two elements and is particularly useful in the case of crossing two distinct lifelines.

Material: aluminium alloy

Cod. 314-5005-0001

## AP50



Flat base support for all line components. It consists of a pole with a maximum height of 50 cm, adjustable on site, and a cup base.

Material: base in cataphoretic steel and pole in aluminium

Cod. 314-5005-0005

### AP50C



Flat base support for all components of the line. It consists of a pole with a maximum height of 50 cm, adjustable on site, and a cup-shaped base with a gable shape for roofs with a maximum slope of 30%.

Material: cataphoretic steel base and aluminium pole

Cod. 314-5001-0001

### AP100



Reinforced flat base support to be used with the ADA80 adapter for all components of the line. It consists of a pole with a maximum height of 100 cm, adjustable on site, and a cup-shaped base with a truncated pyramidal lateral surface.

Material: cataphoretic steel base and aluminium pole

Cod. 314-5005-0003

### AP500-PVC



Support for PVC sheath that ensures waterproofing of the fixing and reduces installation times. It can be fixed on surfaces of limited thickness in CAP using the appropriate kit consisting of 4 anchors.

Cod. 314-5005-0002

### AP500-BIT



Support for bituminous sheath that ensures waterproofing of the fixing and reduces installation times. It can be fixed on surfaces of limited thickness in COP using the appropriate kit consisting of 4 anchors.

Cod. 312-0600-0004

### AP11



Flashing to protect all supports with a pole section of 80 x 80 mm from water. An adhesive foam with a thickness of 5 mm is provided, which, placed between the pole surface and the two flanges, prevents possible water infiltration.

Dimensions: 151 x 151 x 30 mm (maximum footprint)

Cod. 314-5005-0016

### AP500-ANC



Kit of 4 anchors to fix AP500 in the presence of insulation.



# Libera lifeline

Cod. 661-3003-0005

## AP500-DIST



Kit of 4 spacers for AP500 in the presence of insulation.

Cod. 314-2001-0001

## AP23



Plate for corrugated metal sheet roofing adaptable to different corrugation pitches, from 240 to 390 mm.

Material: stainless steel

Cod. 612-1001-0031

## CP-AP



Counter plate designed for the application of AP100, AP50, and AP50C supports.

Material: cataphoretic steel

Cod. 314-2001-0004

## AP25K-E

Cod. 314-2001-0003

## AP25K-B

Cod. 314-2001-0005

## AP25K-Z



Plate for standing seam metal roofing adaptable to different corrugation pitches, from 350 to 610 mm, fixed using 4 S-5 clamps with E, B, or Z type pliers.

Material: stainless steel



**TYPE E**



**TYPE B**



**TYPE Z**



# Libera lifeline Supports

## 1 AP50C

Base support with tent shape

## 3 AP23

Plate for corrugated sheet metal

## 2 AP50

Flat base support

## 4 AP25

Plate for seamed sheet metal with clamp type E, B, Z




Image for illustrative purposes only. Lifelines can be used on surfaces with an inclination up to 15°. Blue anodized absorber available upon request.

## 5 PAD


Double plate


## 6 PAE

External angle plate

## 7 PAM

Plate for intermediate elements







EDMUNDO CALPESTRA




# Exagon lifeline

The Genesi Exagon lifeline is an anchoring device kit available in 15, 30, and 45 meters, compliant with the technical standard EN 795:2012 Type C and can be used by 3 operators simultaneously, in accordance with the technical specification CEN/TS 16415:2013 and UNI 11578:2015.

A complete and ready-to-install solution, designed to best combine high technical performance and holding performance with ease of assembly and the availability of all essential components in a single kit.

Safety and practicality for a kit that is easy and quick to install.





## Features

- Mechanical cable connection without crimping
- 3 operators simultaneously
- Possibility of direct fixing to the structure
- Guarantee of constant tension over time
- Reduced loads on structures in case of fall
- Reduction of installation times
- Custom design of supports
- Simplicity and speed of installation
- Noble materials
- Reduced visual impact.

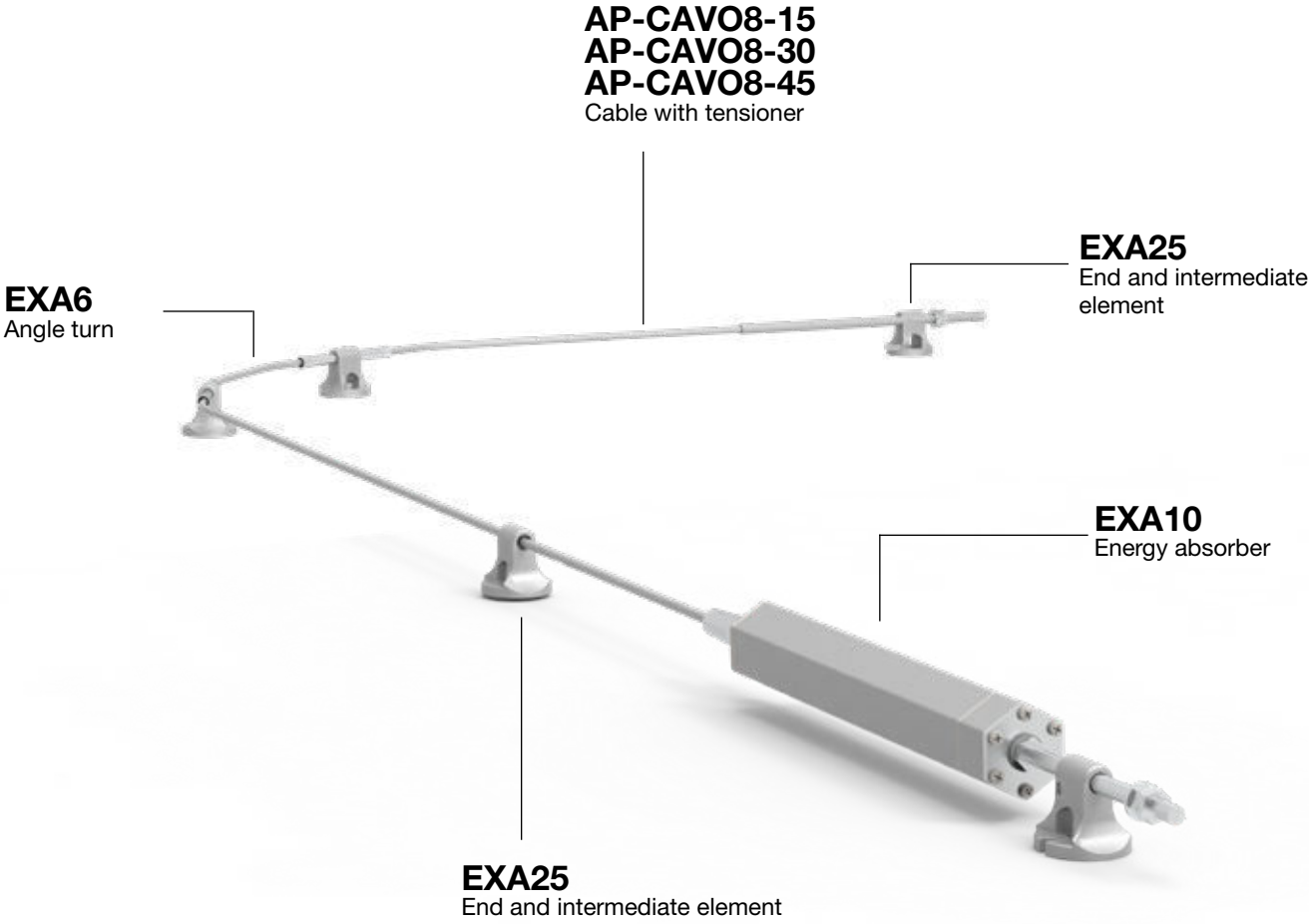


## Compliance

- EN 795:2012 Type C
- CEN/TS 16415:2013 Type C
- UNI 11578:2015



# Exagon lifeline



Cod. 311-0100-0015

### **EXA-KIT15**



The safety kit for 15 m includes:

- 2 EXA25 elements
- 15 m of cable with 8 mm diameter with tensioner
- 1 EXA10 energy absorber
- 1 Mandatory sign CA00
- Manufacturer's information note

Cod. 311-0100-0030

### **EXA-KIT30**



The safety kit for 30 m includes:

- 3 EXA25 Elements
- 30 m of cable with 8 mm diameter with tensioner
- 1 EXA10 energy absorber
- 1 Mandatory sign CA00
- Manufacturer's information note

Cod. 311-0100-0045

### **EXA-KIT45**



The safety kit for 45 m includes:

- 4 EXA25 elements
- 45 m of cable with 8 mm diameter with tensioner
- 1 EXA10 energy absorber
- 1 Mandatory sign CA00
- Manufacturer's information note

Cod. 312-0100-0004

### **EXA6**



Pair of elements that allow for an angle in the Exagon line.  
Material: stainless steel



# Exagon lifeline

Cod. 312-0100-0007

## ADA80



Adapter for installing intermediate elements of the Trilob line to the AP50, AP50C, and AP100 poles. It is fixed to the pole using 4 self-tapping screws, equipped with a washer and EPDM gasket.

Material: stainless steel

Cod. 314-3003-0003

## EXA20-K

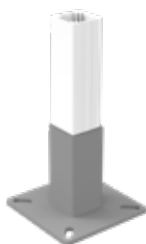


Bracket support designed for walls in reinforced concrete, steel, or wood structures. Bracket with dimensions 170 x 170 mm and a thickness of 8 mm.

Material: cataphoretic and painted steel

Cod. 314-5005-0001

## AP50



Flat base support to be used with the ADA80 adapter for all line components. It consists of a pole with a maximum height of 50 cm, adjustable on-site, and a cup base.

Material: cataphoretic steel base and aluminium pole

Cod. 314-5005-0005

## AP50C



Gable base support to be used with the ADA80 adapter for all line components. It consists of a pole with a maximum height of 50 cm, adjustable on-site, and a cup base shaped like a gable for roofs with a maximum slope of 30%.

Material: cataphoretic steel base and aluminium pole

Cod. 314-5001-0001

## AP100



Reinforced flat base support to be used with the ADA80 adapter for all line components. It consists of a pole with a maximum height of 100 cm, adjustable on-site, and a cup base with a truncated pyramid lateral surface.

Material: cataphoretic steel base and aluminium pole

Cod. 314-5005-0008

## EXA50



Flat base support for all line components. It consists of a pole with a height of 50 cm and a cup base.

Material: cataphoretic and painted steel

Cod. 314-2005-0030  
**ML-2-550-1-K**



Plate for mounting Exagon and intermediate Trilob elements with clamps for Riverclack 550 mm cover.

Cod. 612-1001-0031  
**CP-AP**



Counterplate CP-AP designed for the application of supports AP100, AP50, and AP50C. Material: cataphoretic steel

Cod. 314-5005-0009  
**EXA50C**



Gable support for all components of the line. It consists of a pole with a height of 50 cm and a gable-shaped cup base, ideal for ridges in double-pitched steel or reinforced concrete/CLS roofs.  
 Material: cataphoretic and painted steel

Cod. 314-5005-0010  
**EXA50S**



Support with a narrow base for all components of the line. It consists of a pole with a height of 50 cm and a flat and narrow base ideal for wooden ridges.  
 Material: cataphoretic and painted steel

Cod. 314-2005-0013  
**PL23**



Plate for corrugated metal sheet roofs adaptable to different corrugation pitches, from 240 to 390 mm.  
 Material: stainless steel

Cod. 312-0600-0004  
**AP11**



Flashing to protect all supports with a pole section of 80 x 80 mm from water. An adhesive foam with a thickness of 5 mm is provided, which, placed between the pole surface and the two flanges, prevents possible water infiltration.  
 Dimensions: 151 x 151 x 30 mm (maximum encumbrance)

Cod. 314-2005-0016  
**PL25-E**

Cod. 314-2005-0015  
**PL25-B**

Cod. 314-2005-0017  
**PL25-Z**



Plate for standing seam sheet adaptable to different corrugation pitches, from 350 to 610 mm, fixed using 4 S-5 clamps with type E, B, or Z pliers.  
 Material: stainless steel



**TYPE E**



**TYPE B**



**TYPE Z**



# Exagon lifeline

## Supports

### 1 AP50C

Tent-shaped base support

### 2 AP50

Flat base support

### 3 PL23

Plate for corrugated sheet metal

### 4 PL25

Plate for seamed sheet metal with clamp type E, B, Z

### 5 EXA20

Bracket support

### 6 EXA50

Flat base support



Image for illustrative purposes only. Lifelines can be used on surfaces with an inclination up to 15°. Blue anodized absorber available upon request.









# Allukemi Plus lifeline

The name Allukemi is derived from the fusion of the words Aluminium and Ukemi. Aluminium is the chosen material to ensure lightness and resistance for the components of this line, while Ukemi is, in some martial arts, the art of knowing how to fall.

Allukemi combines the lightness of aluminium with optimal protection performance in case of a fall.

The Genesi Allukemi Plus lifeline is an anchoring device with a non-deformable energy absorber compliant with EN 795:2012 Type C, CEN/TS 16415:2013, and UNI 11578:2015 standards, designed to protect up to 4 operators simultaneously.

Thanks to its features, Genesi Allukemi Plus is also suitable for use during rescue phases, thus facilitating rescue operations.



## Features

- Certification for 4 operators
- Custom support design
- Ergonomics
- Lightness
- Simplicity and speed of installation
- Noble materials
- Non-deformable absorber.

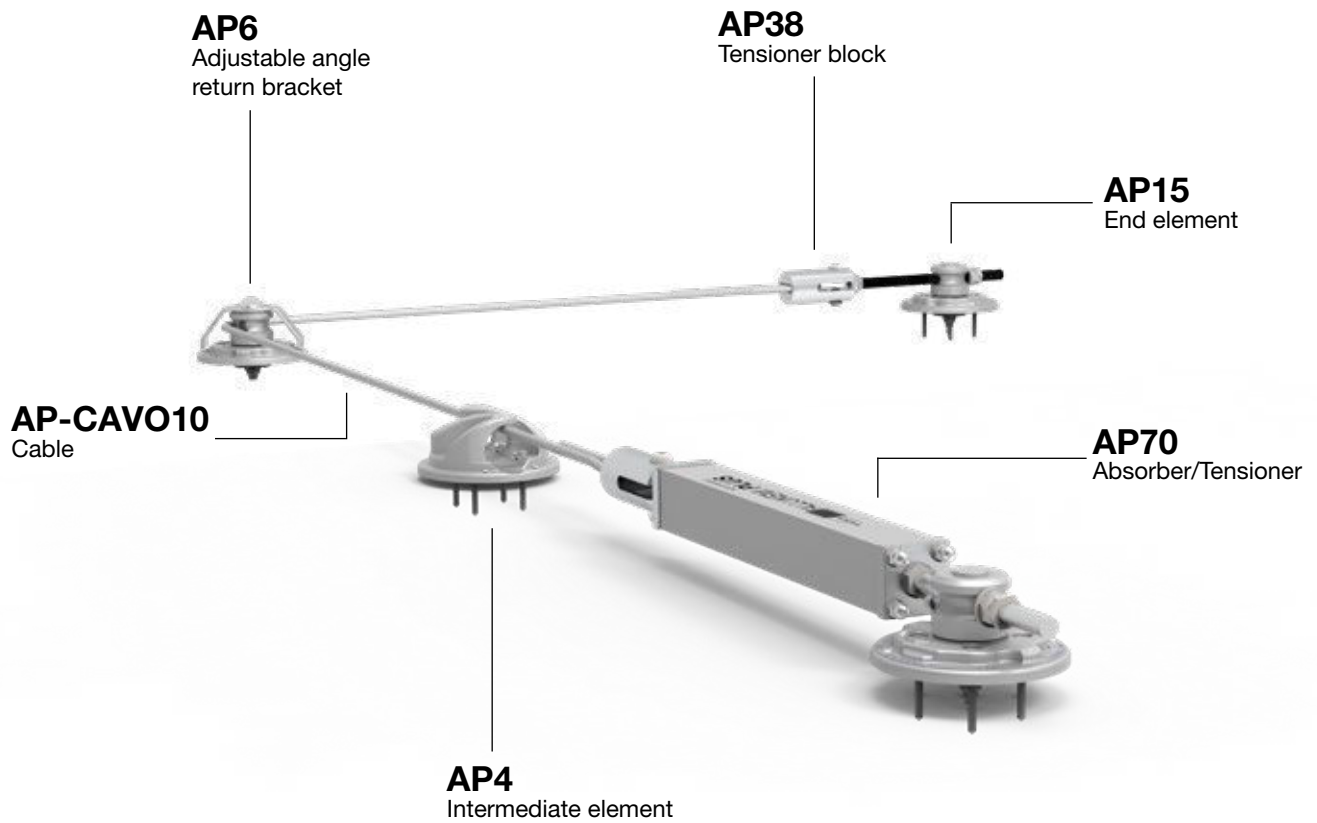


## Compliance

- EN 795:2012 Type C
- CEN/TS 16415:2013 Type C
- UNI 11578:2015



# Allukemi Plus lifeline



Cod. 312-0700-0001

### AP70



Energy absorber/block for reducing kinetic energy in the event of a fall, mitigating the impact. It also functions as a tensioner for the correct tensioning of the cable.

Cod. 312-0600-0013

### AP6



Swivel corner return bracket that prevents accidental cable exit at direction changes. The bracket is positioned in the rotating body of the AP15 element using a specially turned stainless steel screw.

Material: stainless steel

Cod. 312-0600-0005

### AP15



End element that allows the creation of the starting and ending point of the lifeline. It is fixed on standard end supports, on custom-designed special supports, and on PA and PAM plates for wall applications.

Material: aluminium alloy

Cod. 312-0600-0010

### AP4



Intermediate element installable in straight sections at intervals not exceeding 15 m, allowing the connector to pass through a sinusoidal movement. It can be fixed on standard intermediate supports, both on special ones and on PIA and PAM plates.

Material: aluminium alloy

Cod. 611-1002-0000

### AP-CAVO10



Cable that allows the operator to move safely along its entire path. A blue strand and a Genesi-marked band identify the original cables.

Material: stainless steel

Cod. 312-0700-0002

### AP38



Tensioner for cable locking and tensioning. Cable clamps and wedge are also provided for correct installation.

Material: tensioner body in stainless steel, cable locking system extrusion in aluminium alloy, and wedge in stainless steel.



# Allukemi Plus lifeline

Cod. 314-1005-0001

## PA-53



Plate for end and corner return elements used as support in wall or flat installations.

Material: aluminium alloy

Cod. 314-1005-0009

## PIA-53



Plate for intermediate elements used as support in wall or flat installations.

Material: aluminium alloy

Cod. 314-1005-0006

## PAM



Universal wall plate for all lifeline elements and used in the presence of internal angles in installation walls.

Material: aluminium alloy

Cod. 314-1005-0005

## PAE



Bracket support for all lifeline elements and used in the presence of external angles in installation walls.

Material: aluminium alloy

Cod. 314-1005-0004

## PAD



Double plate used as support for two elements and is particularly useful in the case of crossing two distinct lifelines.

Material: aluminium alloy

Cod. 312-0600-0004

## AP11



Flashing to protect all supports with a pole section of 80 x 80 mm from water. It comes with a 5 mm thick adhesive foam, which, placed between the pole surface and the two flanges, prevents possible water infiltration.

Dimensions: 151 x 151 x 30 mm (maximum footprint)

Cod. 314-5005-0007

### **BAX1410**



Reinforced flat base support used as support for all line components, consisting of an aluminium pole and a cup base with a truncated pyramidal lateral surface.

Material: stainless steel base; aluminium alloy extension

Cod. 612-1001-0031

### **CP-AP**



counter plate designed for the application of AP100, AP50, and AP50C supports.

Material: cathophoretic steel



# Allukemi Plus lifeline Supports

## 1 BAX1410 or special single-fold supports

Flat base support

## 2 PAD

Double plate

## 3 PAE

External angle plate

## 4 PA


Plate for wall or floor end elements

## 5 PIA


Plate for intermediate wall or floor elements



Lifelines can be used on surfaces with an inclination up to 15°. Blue anodized absorber available upon request.







# Lifelines

## Special supports

Cod. 314-1005-0001

### PA-53



Plate for end and corner return elements used as support for wall or flat installations.

Material: aluminium alloy

Cod. 314-1005-0009

### PIA-53



Plate for intermediate elements used as support in wall or flat installations.

Material: aluminium alloy

Cod. 314-1005-0006

### PAM



Universal wall plate for all elements of the lifeline and used in the presence of internal corners in the installation walls.

Material: aluminium alloy

Cod. 314-1005-0005

### PAE



Bracket support for all elements of the lifeline and used in the presence of external corners in the installation walls.

Material: aluminium alloy

Cod. 314-1005-0004

### PAD



Double plate used as support for two elements and is particularly useful in the case of crossing between two distinct lifelines.

Material: aluminium alloy

Cod. 312-0600-0004

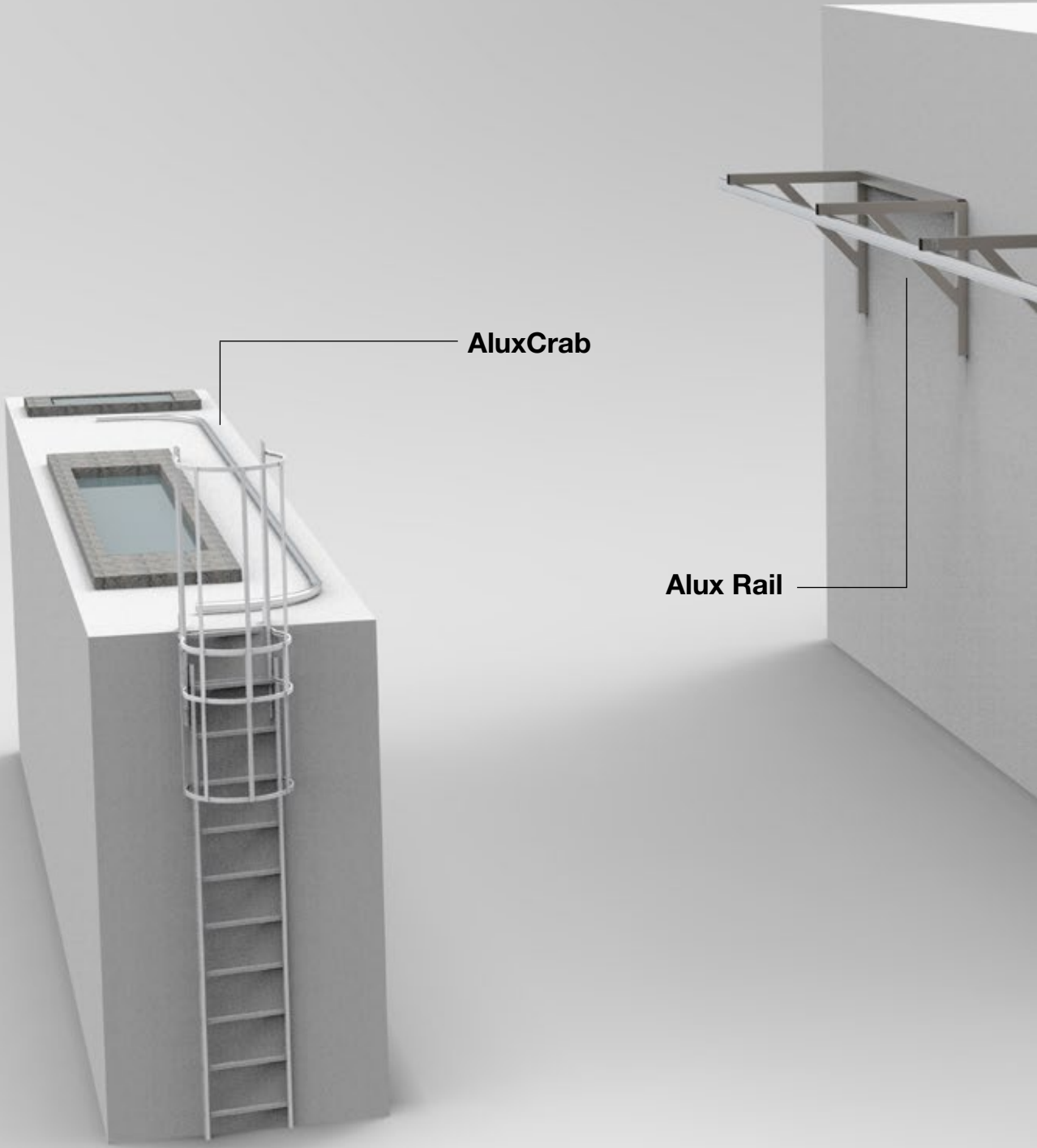
### AP11



Flashing to protect all supports with a pole section of 80 x 80 mm from water. An adhesive foam with a thickness of 5 mm is provided, which, placed between the surface of the pole and the two flanges, prevents possible water infiltration. Dimensions: 151 x 151 x 30 mm (maximum footprint)




# Alux Rail and AluxCrab systems



Genesi's type D anchoring devices are designed to ensure complete protection for operators exposed to the risk of falling.

Genesi rails are made of anodized aluminium, a lightweight and durable material, allowing smooth and safe movement from one point

to another along a straight or curved path without the need for special operations. Genesi offers two types of rails and various brackets to provide the best security depending on the application, the required operation, and the type of structure on which the system is to be installed.



**AluxCrab**



# Alux Rail

The Genesi Alux Rail is an anchoring device compliant with EN 795:2012 Type D, CEN/TS 16415:2013, and UNI 11578:2015 standards, and it allows protection for up to 4 operators.

Genesi Alux Rail can be fixed to the structure with ceiling or wall supports; in case of fall arrest use, it is possible to secure up to 10 meters with only two supports, thanks to the fact that Alux Rail allows a maximum distance between fixings of 8 meters and a cantilever of 1 meter on the terminal supports. In case of suspended work, the maximum distance between fixings is reduced to 3 meters.

Genesi has designed three mobile anchoring points (trolleys) to be defined based on usage needs: for fall arrest, for use in suspended work, and for applications in potentially explosive environments. Alux Rail is available in the ATEX version for installations in potentially explosive environments in compliance with Directive 2014/34/EU and standards EN 80079-36:2016 and EN 80079-37:2016 class II cat. 2.





## Features

- Indeformable system
- 4 operators
- Use in suspended work
- ATEX certified
- Reduced management costs
- High product durability
- Fixings every 8 meters



## Compliance

- EN 795:2012 Tipo D
- CEN/TS 16415:2013 Tipo D
- UNI 11578:2015
- ATEX: EN ISO 80079-36:2016; EN ISO 80079-37:2016



# Alux Rail system

**XR22**  
Ceiling mounting plate



**XR01**  
Rail



**XR20**  
Fixed end stop



**XR10**  
Anti-fall trolley



**XR21**  
Joint

**XR03**  
135° Curve

**XR02**  
90° Curve

**XR20**  
Fixed end stop



# Alux Rail system

## Components

Cod. 322-0100-0001

### XR01



Rail with a special profile that constitutes the main element of the system and must be fixed to the main structure.

Material: aluminium extrusion

Length: bars up to max 8 m

Cod. 322-0100-0002

### XR02



90° curve designed to adapt the rail geometry to that of the building. It consists of a straight section 500 mm long on each side of the curve, used to insert the joint element into the system, and a curved section with a minimum radius of 600 mm.

Material: aluminium extrusion

Angle: 90° | Radius: 600 mm

Cod. 322-0100-0003

### XR03



135° curve designed to adapt the geometry of the rail to that of the building. It consists of a straight section 500 mm long on each side of the curve, used to insert the joint element into the system, and a curved section with a minimum radius of 600 mm.

Material: aluminium extrusion

Angle: 135° | Radius: 600 mm

Cod. 323-0100-0001

### XR10



Mobile anchoring device designed to move on the ceiling and slide along the rail thanks to Teflon wheels. It is essential for the use of the rail.

Material: stainless steel and aluminium shell with 4 high-sliding Teflon wheels

Cod. 323-0100-0003

### XR10S



Mobile anchorage device for suspended work designed to be used in combination with XR10. It is equipped with a plate with two brakes to allow suspended work. The secondary rope must be connected to XR10.

Material: stainless steel and aluminium shell with 4 high-sliding Teflon wheels

Cod. 323-0100-0002

### XR10A



Mobile anchorage device for ATEX environments, runs along the rail with Teflon and brass wheels.

Material: shell in stainless steel AISI 304L and aluminium with 2 high-sliding Teflon wheels and 2 brass wheels

Cod. 322-0100-0013

### **XR21**



Joint designed to connect two sections of rail, featuring an EPDM insert that ensures continuity and facilitates locking and positioning on the rail. The grooves present in the rail profile further facilitate the correct positioning of the screws. Material: stainless steel and EPDM

Cod. 322-0100-0012

### **XR20**



Fixed stop for trolley used to prevent accidental exit of the mobile anchoring device. The use of the two blocks prevents the removal of the trolley. Material: aluminium and rubber

Cod. 324-0100-0018

### **XR14-K**



Bracket support for facade to sustain all system loads. Material: stainless steel

Cod. 324-0100-0022

### **XR22**



Plate for securing the system to the ceiling. Material: stainless steel

Cod. 322-0100-0014

### **XR40**



Cover for the protection of retractable systems installed outdoors, contributes to the system's efficiency over time. Material: aluminium

Cod. 322-0100-0015

### **XR30**



Fixings.







A close-up photograph of the AluxCrab rail profile, showing its complex, multi-chambered cross-section. The rail is dark in color, likely anodized aluminum, and is shown in a perspective view that highlights its length and the repeating pattern of its internal structure. The background is dark and out of focus, emphasizing the rail's profile.

# AluxCrab

The Genesi AluxCrab rail is an anchoring device compliant with EN 795:2012 Type D, CEN/TS 16415:2013 Type D, and UNI 11578:2015 standards, allowing protection for up to 3 operators.

Made from a special anodized aluminium alloy, its profile is specifically designed to ensure lightness, great versatility in design, ease of installation, and low visual impact. AluxCrab can be installed on the ceiling, wall, or floor with a maximum distance between fixings of 3 meters, and the joint can be made at any point of the span between two fixings. A series of curves, fixings, and special supports are available, which can also be custom-designed to ensure the rail is a completely integrated and integrable safe anchorage in the structure to be secured.

AluxCrab is used with the dedicated mobile anchorage point, XC10A, made of stainless steel with excellent mechanical and chemical resistance characteristics. The XC10A trolley is developed to ensure excellent sliding in all three types of installation thanks to special rolling bearings, it complies with the PPE Regulation 2016/425 and is CE marked.

AluxCrab is made of materials that prevent the accumulation of electrostatic charges and the generation of sparks and is configurable in the version for suspended work with fixings positioned at a maximum of every 1.5 meters. In the application for suspended work, two trolleys must be used, one of which is equipped with a special brake to block movement on the rail (XC10A-F).



## Features

- Up to 3 operators
- Maximum distance between fixings: 3 m
- Low deflection
- Anodized aluminium
- Absorbs potential expansion/contraction
- Wide range of supports and possibility to design ad hoc
- Possibility of direct installation on structure
- Possibility to reach a distance of 5 meters between fixings only with special plate and only in overhead configuration




## Compliance

- The AluxCrab rail complies with the standards EN 795:2012 Type D, CEN/TS 16415:2013 Type D, and UNI 11578:2015.
- The XC10A trolley complies with the PPE Regulation 2016/425 and is CE marked.



# AluxCrab system



**XC04**  
External wall curve



**XC19**  
Openable end stop



**XC03**  
Internal wall curve



**XC02**  
Ceiling and floor curve right and left



**XC30**  
Fixing insert to structure



# AluxCrab system

## Components

Cod. 322-0832-0300  
Cod. 322-0832-0600

### XC01



Rail designed to ensure the protection of up to three operators with a system of compact dimensions and low visual impact, installable on the ceiling, wall, or floor.  
Material: aluminium  
Length: bars up to max 3 m

Cod. 322-0832-0002

### XC02



Component that allows a 90° curve on ceiling and floor, to the right and left.  
Material: aluminium  
Angle: 90°

Cod. 322-0832-0003

### XC03



Component that allows for a 90° internal curve in wall installations.  
Material: aluminium  
Angle: 90°

Cod. 322-0832-0004

### XC04



Component that allows for a 90° external curve in wall installations.  
Material: aluminium  
Angle: 90°

Cod. 323-0832-0001

### XC10A



Mobile anchorage device designed to be used individually in the fall arrest configuration or in pairs (two XC10A) for suspended work.  
Material: stainless steel with 4 high-sliding wheels

Cod. 323-0832-0002

### XC10A-F



Brake kit XC10A-F for AluxCrab XC10 trolley.

Cod. 322-0832-0006

### **XC20**



Fixed end stop used to prevent the accidental exit of the mobile device, and the use of the two blocks prevents its removal from the rail.

Material: aluminium, stainless steel, and EPDM

Cod. 322-0832-0007

### **XC21**



Allows the connection of two sections of profile XC01, V-XC01, or LadderCrab-I ensuring continuity. It is equipped with an EPDM gasket that accommodates the thermal expansions of the profile and facilitates positioning in the joint rail.

Cod. 322-0832-0009

### **XC31**



Clamp with double fixing XC31 for wall and floor installations and for making the terminal fixings of the rail. The free rail section (cantilever) must never exceed 20 cm from the terminal fixings.

Material: stainless steel

Cod. 322-0832-0010

### **XC32**



Intermediate clamp used as an intermediary in wall and floor installations and can also be used as a terminal in ceiling installations.

Material: stainless steel

Cod. 322-0832-0008

### **XC30**



Direct fixing insert for carpentry designed to be used in ceiling, floor, or wall installations.

Material: stainless steel

Cod. 322-0832-0005

### **XC19**



Openable end stop for AluxCrab, AluxCrab V, and LadderCrab-I. The component prevents the unintentional release of the mobile anchorage device (XC10A) or the guided type fall arrest device (V-XC10) while allowing its insertion into the anchorage system. The device is designed so that the removal of the mobile device requires three sequential voluntary actions.









# AluxCrab V

AluxCrab V is a guided type fall arrest device that includes a rigid anchor line designed to ensure maximum safety during vertical movement for up to 3 operators simultaneously.

Consisting of a guided type fall arrest device (GTFA) V-XC10 and an aluminium rail with integrated rack, it represents an advanced and highly reliable solution for protecting workers at risk of falling.

AluxCrab V can be installed on vertical ladders, walls or fixed structures and allows ascent and descent without the need for manual adjustments, offering constant protection to the user.


In the event of an accidental fall, the GTFA automatically stops due to friction on the rigid guide and mechanically on the rack integrated into the rail.

The system can be equipped with an integrated anchor point, installed directly on the rail, which can help rescuers to carry out a rapid and effective intervention in case of emergency or need for rescue.



## Features

- Can be installed on any type of structure
- Protection for up to 3 operators, each one equipped with their own GTFA
- Double locking system consisting of a guided type fall arrest device (GTFA) and integrated rack
- Anodised aluminium
- Maximum system length: 100m
- Fall indicator integrated into the rack structure

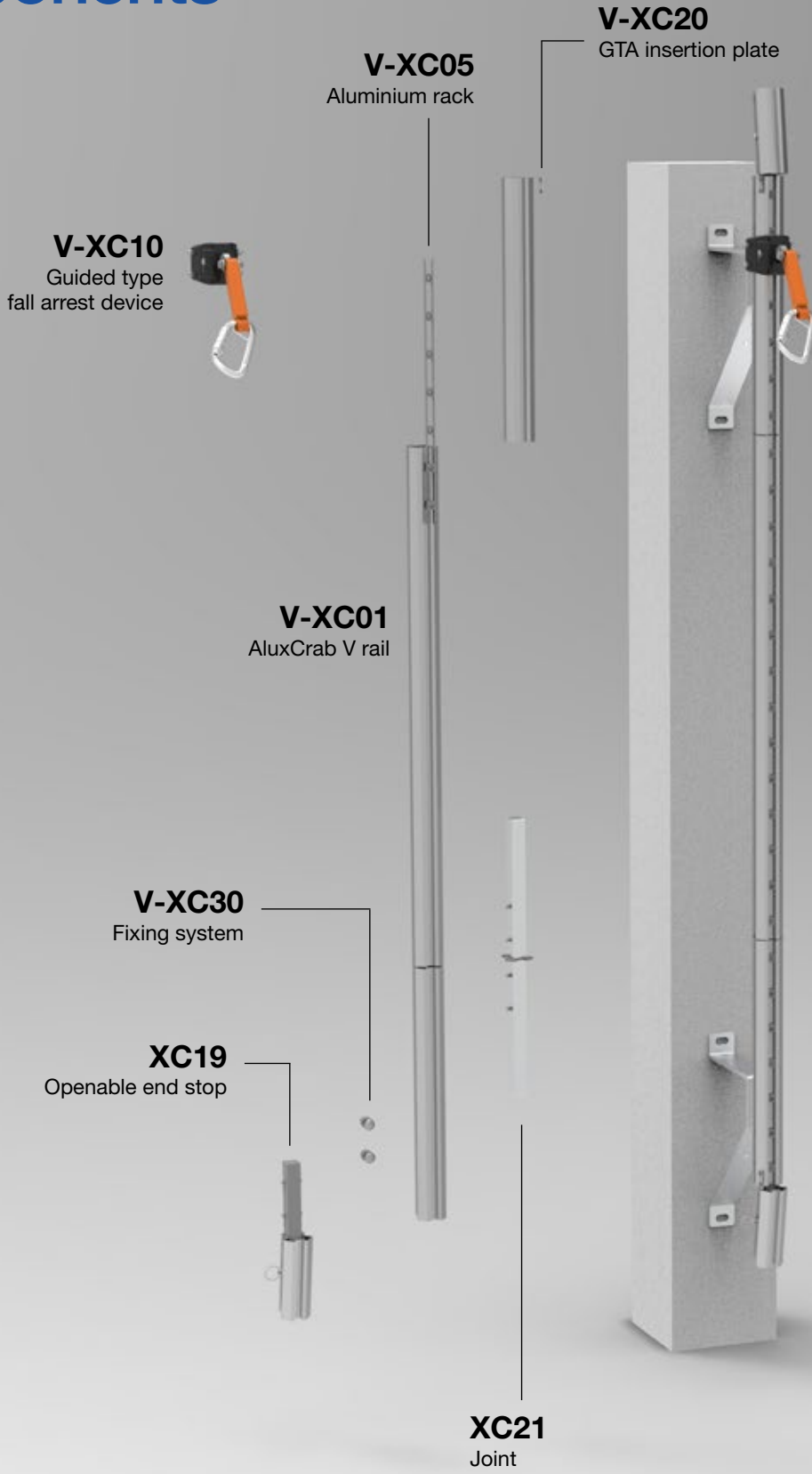


## Compliance

- PPE Regulation 2016/425
- EN 353-1:2014+A1:2017
- PPE-R/11.119 - Version 1



# AluxCrab V Components



Cod. 324-0832-0001

### V-XC34

Mounting bracket.  
L= 200mm



Cod. 324-0832-0002

### V-XC35

Mounting bracket.  
L=360/460mm



Cod. 324-0832-0009

### V-XC39

Kit for mounting the AluxCrab V system on an existing ladder.



Cod. 322-0832-0003

### V-XC01


AluxCrab V rail supplied in bars of 2990mm and 1500mm. V-XC01 consists of the XC01 profile in which the V-XC05 rack is integrated and allows the safe stopping of the GTFA trolley.



Cod. 322-0832-0002

### V-XC05

Aluminium rack bonded to the XC01 profile using 3 TPSEI 4.8x16 screws. Generally, the rack is supplied already assembled to the XC01 profile, thus constituting the sales item called V-XC01. Length 455mm and 260mm



Cod. 323-0832-0003

### V-XC10


Guided type fall arrest device with energy absorber. Made of aluminium and equipped with 4 sliding wheels. Automatic stopping is ensured by friction on the outer surface of the rigid guide and by the engagement of the locking system on the rack.



Cod. 322-0832-0015

### V-XC20

GTFA insertion plate fixed at the ends of the rigid anchorage line. Prevents incorrect orientation of the guided type fall arrest device during insertion phases.



Cod. 322-0832-0005

### XC19

Openable end stop for AluxCrab, AluxCrab V, and LadderCrab-I. The component prevents the unintentional exit of the mobile anchorage device (XC10A) or the guided type fall arrest device (V-XC10) and, at the same time, allows its insertion into the anchorage system. The device is designed so that the removal of the mobile device occurs through three sequential voluntary actions.



Cod. 322-0832-0007

### XC21

Allows joining two sections of XC01, V-XC01, or LadderCrab-I profile ensuring continuity. It is equipped with an EPDM gasket that accommodates the thermal expansions of the profile and facilitates positioning in the rail of the junction.



# Installation equipment

Cod. 623-1000-0003

## GE-1450814



Battery-powered electromechanical riveter capable of working with rivets from 4.8 mm to 6.4 mm in diameter in all materials.

Complete with 2 batteries

Weight: 2 kg with battery

Power: 20,000 N

Cod. 623-1000-0045

## Q-TOOLR64XL



Battery-powered rivet gun capable of installing rivets with a diameter from 2.4 mm to 6.4 mm, including structural rivets.

Weight: 1.89 kg

Power: 20,000 N

Cod. 623-1000-0007

## RIVETER



Manual riveter designed for professional use both indoors and outdoors. It is the ideal tool for applications requiring the use of large rivets with greater resistance.

Weight: 1.42 kg

Cod. 623-1000-0005

## RANA



Cable clamp used in conjunction with the lever hoist to easily tension the lifeline cable.

Cod. 623-1000-0008

## TIRA-RANA-KITO



Lever hoist used in combination with the cable clamp to easily tension the lifeline cable.

Cod. 626-4000-0001

## C35



Piombino identifier equipped with NFC technology and characterized by a serial number shown on all documents accompanying the system and on the identification sign.

Cod. 623-1000-0047

## Genesi G25



The Genesi G25 Digital Traction Tester is ideal for precisely testing fixings for lifelines, safety eyebolts, scaffold anchors, and construction fixings up to 25 kN.

Cod. 623-1000-0048

## Kit test di trazione



Test Kit Supplied in a convenient shoulder bag, it allows for indirect testing of fixings through tests conducted on the respective poles or supports. This accessory must be used with the same sensor as the Genesi G25 kit.

Cod. 626-1000-0001

## CA00 (sistemi)

| GENESI                                 |  |                                   |                                   |
|--|--|-----------------------------------|-----------------------------------|
| CARTELLO IDENTIFICATIVO                |  |                                   |                                   |
| Dispositivo                            | <input type="checkbox"/> EN 1561       | <input type="checkbox"/> EN 15221 | <input type="checkbox"/> EN 12274 |
|  | <input type="checkbox"/> GEN/TS 14-415 | <input type="checkbox"/> C        |                                   |
|  | <input type="checkbox"/> EN 15278      | <input type="checkbox"/> C        |                                   |
| Parapetto                              | <input type="checkbox"/> EN 14122-2    | <input type="checkbox"/> NTC 2018 | <input type="checkbox"/> EN 12274 |
| Presenzia                              | <input type="checkbox"/> EN 14122-2    |                                   |                                   |
| Sistema verticale                      | <input type="checkbox"/> EN 353-1      |                                   |                                   |
| Scala con spallina                     | <input type="checkbox"/>               |                                   |                                   |
| Data entrata in servizio               |  |                                   |                                   |
| Posizione                              | Prodotto da                            | Installato da                     | Verificato da                     |
| <input type="checkbox"/> Genesi S.p.A. |  |                                   |                                   |
| Installazione                          |  |                                   |                                   |
| Prodotto                               |  |                                   |                                   |

Sign to be posted near the system access, displaying the following information: model, lead number, manufacturer, installer, distributor, date of commissioning.









## Address

Via Donizetti, 109/111  
24030 Brembate di Sopra  
Bergamo (Italy)

## Contacts

Tel. +39 035 620 380  
Email: [info@genesiprotection.com](mailto:info@genesiprotection.com)  
[www.genesiprotection.com](http://www.genesiprotection.com)

## Social



## Visit our website

